

BARINGS

Barings Global Balanced Fund



AS OF 30 SEPTEMBER 2023

1. The Fund may be subject to risks relating to investment, investment strategy, equities and equity-related securities and the risks of investing in small and mid-capitalisation companies and debt securities. Investment in debt securities involve credit/counterparty, interest rate, volatility and liquidity, downgrading, sovereign debt, valuation, and credit rating risks as well as risks of investing in convertible bonds.
2. The Fund's investment may be concentrated in specific countries or regions (such as emerging markets, Asia) causing the value of the Fund to be more volatile. Investing in emerging markets may involve increased risks, including liquidity, currency risks/ control, political and economic uncertainties, legal and taxation, settlement, custody, and volatility risks. The Fund may also invest in China through equities and debt securities and the value of the Fund may be more susceptible to adverse economic, political, policy, foreign exchange, liquidity, tax, legal or regulatory event affecting China.
3. RMB classes are subject to RMB currency risks. RMB is currently not freely convertible and conversion of RMB is subject to foreign exchange control policies and restrictions. There is no guarantee that RMB will not be subject to depreciation. Under exceptional circumstances, payment of realisation proceeds and/or dividend payment from underlying investments to the Fund in RMB may be delayed.
4. The Fund may invest in financial derivative instruments for hedging and non-hedging purposes, which may involve counterparty/credit, liquidity, valuation, volatility and over-the-counter transaction risks. Exposure to financial derivative instruments may lead to a high risk of significant loss by the Fund.
5. The Fund's investment in debt instruments with loss-absorption features ("LAP") are subject to risks of contingent write-down or contingent conversion to ordinary shares upon occurrence of complex and unpredictable trigger events which may result in higher price volatility and total loss of amount invested. LAP may also be exposed to liquidity, valuation and sector concentration risk.
6. Dividends may be paid out of capital, unrealised capital gains and/or gross income at the discretion of the Manager. Payment of dividends out of gross income while charging some or all fees and expenses out of capital so as to increase the distributable income would effectively represent paying dividends out of capital. Payment of dividends out of capital, unrealized capital gains and/or effectively out of capital amount to a return or withdrawal of part of an investor's original investment or from any capital gains attributable to that original investment and may result in an immediate reduction of the Fund's net asset value per unit.
7. Investors may suffer substantial loss of their investments in the Fund.

WHY BARINGS GLOBAL BALANCED FUND (THE "FUND")?

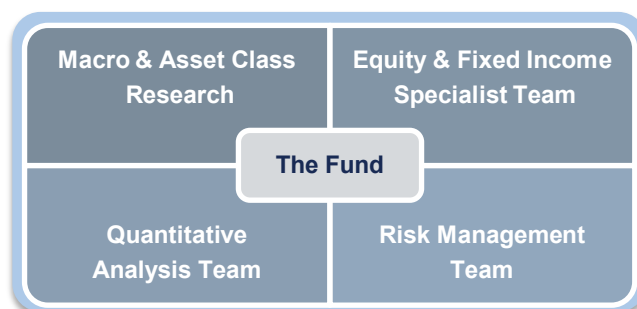
ONE-STOP SOLUTION CAPTURING OPPORTUNITIES ACROSS DIFFERENT REGIONS & THEMES

As global financial markets increasingly expand with new listings, investors are facing over 40 stock exchanges globally and more than 60,000 stocks and bonds to choose from. The Fund's global reach serves as a highly effective means for investors to capture the abundant investment opportunities resulting from world business transformation and dynamic macro-level trends including changes in demographics, technological breakthrough, economic cycles and climate change.



INTEGRATION OF BARINGS' BEST CAPABILITIES ACROSS PLATFORMS

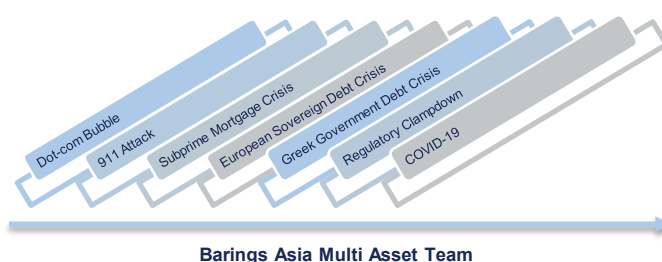
The Fund leverages on the collective intelligence of our firm-wide research capabilities and specialist investment teams across asset classes including global developed and emerging market equities, investment grade bonds, high yield credit and emerging market debt. Regular collaboration between investment units at different levels ensures that the Multi Asset Team is on top of Barings best ideas.



WELL-ESTABLISHED TEAM TO NAVIGATE MARKET CYCLES WITH ROBUST RISK MANAGEMENT

Our Asia team has a long heritage of multi asset investing since the 1990s. We have extensive experience in navigating economic boom and bust cycles and financial market crises. Our style-agnostic approach and ability to invest beyond regional and asset class boundaries allows us to seek multiple sources of return utilizing the top-down and bottom-up capabilities across Barings. Meanwhile, market risk is closely monitored with portfolio positioning and volatility adjusted swiftly to cater for different market environments.

EXAMPLES OF MAJOR MARKET EVENTS SINCE 2000



FUND OBJECTIVES¹

The objective of the Fund is to achieve long-term growth through investment in a diversified range of international equities and debt securities (including emerging markets), generally with a focus on Asian equities.

PERFORMANCE⁴

Cumulative Performance (%) ²		YTD	1 Year	3 Years	5 Years
		+1.11	+3.50	N/A	N/A
Calendar Year Performance (%) ²	2022	2021	2020	2019	2018
	-22.86	0.00	N/A	N/A	N/A

AVAILABLE SHARE CLASS

	Class A USD Acc	Class A USD Inc	Class A RMB Hedged Inc	Class A RMB Hedged Acc
ISIN	IE0009HL3FB0	IE000SO1NIV0	IE000SYJURJ4	IE0002F0NRT9

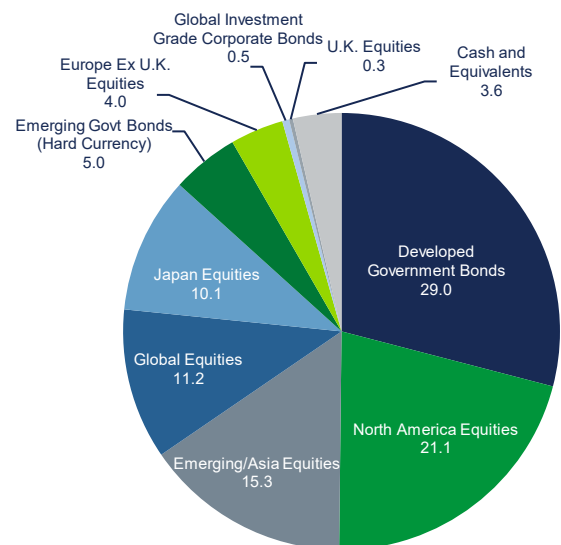
FUND DETAILS³

Fund Manager	James Leung, Jeffrey Tse
Fund Size	US\$58.3Million
Inception Date of Primary Share Class ²	05 November 2021
Base Currency	USD
NAV Price ²	US\$33.75
Minimum Investment	US\$1,000
Initial Charge	Up to 5.00%
Management Fee	1.00% p.a.

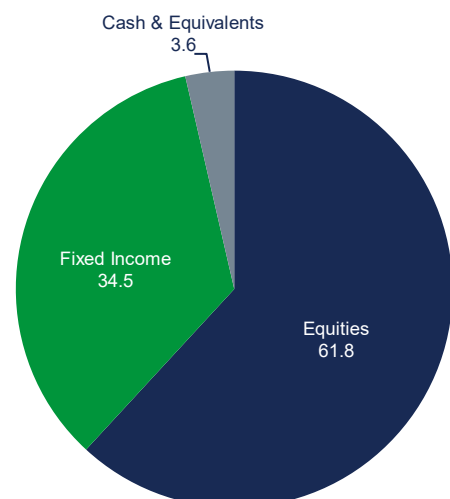
TOP INVESTMENTS (% OF NAV)³

United States Treasury Floating Rate Note_5.62_31.01.2025	12.68
United States Treasury Floating Rate Note_5.56_31.10.2024	12.67
United States Treasury Note/Bond - WI Reopening_3.50_15.02.2033	7.98
United States Treasury Note/Bond_0.62_15.08.2030	5.17
United States Treasury Note/Bond_1.38_15.11.2031	5.17

Asset Allocation (% of MV)³



Asset Class Exposure (% of MV)³



Sources:

1. A full copy of the investment objective can be obtained from the Manager.
2. Based on Class A USD Acc Share. The return to calendar year 2021 is calculated from 5 November 2021 to 31 December 2021.
3. Barings, as of 30 September 2023. Numbers may not add up due to rounding.
4. Data as at 30 September 2023. Performance Source—© 2023 Morningstar, Inc. All Rights Reserved. The information contained herein: (i) is proprietary to Morningstar and/or its content providers; (ii) may not be copied or distributed; and (iii) is not warranted to be accurate, complete or timely. Neither Morningstar nor its content providers are responsible for any damages or losses arising from any use of this information. PAST PERFORMANCE IS NO GUARANTEE OF FUTURE RESULTS. Investment return in denominated currency of the respective share class on a NAV per unit basis, with gross income reinvested.

IMPORTANT INFORMATION

The document is for informational purposes only and is not an offer or solicitation for the purchase or sale of any financial instrument or service. The material herein was prepared without any consideration of the investment objectives, financial situation or particular needs of anyone who may receive it. This document is not, and must not be treated as, investment advice, investment recommendations, or investment research.

In making an investment decision, prospective investors must rely on their own examination of the merits and risks involved and before making any investment decision, it is recommended that prospective investors seek independent investment, legal, tax, accounting or other professional advice as appropriate.

Unless otherwise mentioned, the views contained in this document are those of Barings. These views are made in good faith in relation to the facts known at the time of preparation and are subject to change without notice. Parts of this document may be based on information received from sources we believe to be reliable. Although every effort is taken to ensure that the information contained in this document is accurate, Barings makes no representation or warranty, express or implied, regarding the accuracy, completeness or adequacy of the information.

Any forecasts in this document are based upon Barings opinion of the market at the date of preparation and are subject to change without notice, dependent upon many factors. Any prediction, projection or forecast is not necessarily indicative of the future or likely performance. Any investment results, portfolio compositions and/or examples set forth in this document are provided for illustrative purposes only and are not indicative of any future investment results, future portfolio composition or investments. The composition, size of, and risks associated with an investment may differ substantially from any examples set forth in this document. No representation is made that an investment will be profitable or will not incur losses. Where appropriate, changes in the currency exchange rates may affect the value of investments.

Investment involves risks. **PAST PERFORMANCE IS NOT A GUIDE TO FUTURE PERFORMANCE.** Investors should read the offering documents for details and the risk factors. Investors should not only base on this document alone to make investment decision.

This document is issued by Baring Asset Management (Asia) Limited. It has not been reviewed by the Securities and Futures Commission of Hong Kong.

22-2317323