

Barings **Corporate Investors**

Report for the
Three Months Ended March 31, 2022



Adviser

Barings LLC
300 S Tryon St., Suite 2500
Charlotte, NC 28202

Independent Registered Public Accounting Firm

KPMG LLP
Boston, Massachusetts 02110

Counsel to the Trust

Ropes & Gray LLP
Boston, Massachusetts 02111

Custodian

State Street Bank and Trust Company
Boston, Massachusetts 02110

Transfer Agent & Registrar

DST Systems, Inc.
P.O. Box 219086
Kansas City, Missouri 64121-9086
1-800-647-7374

Internet Website

<https://www.barings.com/en-us/guest/funds/closed-end-funds/barings-corporate-investors>



Barings Corporate Investors
c/o Barings LLC
300 S Tryon St., Suite 2500
Charlotte, NC 28202
1-866-399-1516

Investment Objective and Policy

Barings Corporate Investors (the "Trust") is a closed-end management investment company, first offered to the public in 1971, whose shares are traded on the New York Stock Exchange under the trading symbol "MCI". The Trust's share price can be found in the financial section of most newspapers under either the New York Stock Exchange listings or Closed-End Fund Listings.

The Trust's investment objective is to maintain a portfolio of securities providing a current yield and, when available, an opportunity for capital gains. The Trust's principal investments are privately placed, below-investment grade, long-term debt obligations including bank loans and mezzanine debt instruments. Such private placement securities may, in some cases, be accompanied by equity features such as common stock, preferred stock, warrants, conversion rights, or other equity features. The Trust typically purchases these investments, which are not publicly tradable, directly from their issuers in private placement transactions. These investments are typically made to small or middle market companies. In addition, the Trust may invest, subject to certain limitations, in marketable debt securities (including high yield and/or investment grade securities) and marketable common stocks. Below-investment grade or high yield securities have predominantly speculative characteristics with respect to the capacity of the issuer to pay interest and repay principal.

The Trust distributes substantially all of its net income to shareholders each year. Accordingly, the Trust pays dividends to shareholders four times per year. The Trust pays dividends to its shareholders in cash, unless the shareholder elects to participate in the Dividend Reinvestment and Share Purchase Plan.

Form N-PORT

The Trust files its complete schedule of portfolio holdings with the U.S. Securities and Exchange Commission ("SEC") for the first and third quarters of each fiscal year on part F of Form N-PORT. This information is available (i) on the SEC's website at <http://www.sec.gov>; and (ii) at the SEC's Public Reference Room in Washington, DC (which information on their operation may be obtained by calling

1-800-SEC-0330). A complete schedule of portfolio holdings as of each quarter-end is available upon request by calling, toll-free, 866-399-1516.

Proxy Voting Policies & Procedures; Proxy Voting Record

The Trustees of the Trust have delegated proxy voting responsibilities relating to the voting of securities held by the Trust to Barings LLC ("Barings"). A description of Barings' proxy voting policies and procedures is available (1) without charge, upon request, by calling, toll-free 866-399-1516; (2) on the Trust's website at <https://www.barings.com/en-us/guest/funds/closed-end-funds/barings-corporate-investors>; and (3) on the SEC's website at <http://www.sec.gov>. Information regarding how the Trust voted proxies relating to portfolio securities during the most recent 12-month period ended June 30 is available (1) on the Trust's website at <https://www.barings.com/en-us/guest/funds/closed-end-funds/barings-corporate-investors>; and (2) on the SEC's website at <http://www.sec.gov>.

Legal Matters

The Trust has entered into contractual arrangements with an investment adviser, transfer agent and custodian (collectively "service providers") who each provide services to the Trust. Shareholders are not parties to, or intended beneficiaries of, these contractual arrangements, and these contractual arrangements are not intended to create any shareholder right to enforce them against the service providers or to seek any remedy under them against the service providers, either directly or on behalf of the Trust.

Under the Trust's Bylaws, any claims asserted against or on behalf of the Trust, including claims against Trustees and officers must be brought in courts located within the Commonwealth of Massachusetts.

The Trust's registration statement and this shareholder report are not contracts between the Trust and its shareholders and do not give rise to any contractual rights or obligations or any shareholder rights other than any rights conferred explicitly by federal or state securities laws that may not be waived.



April 30, 2022

TO OUR SHAREHOLDERS

We are pleased to present the March 31, 2022 Quarterly Report of Barings Corporate Investors (the "Trust").

PORTFOLIO PERFORMANCE

The Board of Trustees declared a quarterly dividend of \$0.24 per share, payable on June 10, 2022 to shareholders of record on May 31, 2022. The Trust paid a \$0.24 per share dividend for the preceding quarter. The Trust earned \$0.21 per share of net investment income for the first quarter of 2022, compared to \$0.30 per share in the previous quarter.

During the first quarter, the net assets of the Trust increased to \$341,256,927 or \$16.84 per share compared to \$338,041,104 or \$16.68 per share on December 31, 2021. This translates to a 0.96% total return for the quarter, based on the change in the Trust's net assets assuming the reinvestment of all dividends. Longer term, the Trust returned 13.8%, 11.2%, 10.4%, 11.3%, and 12.1% for the 1, 3, 5, 10, and 25-year periods, respectively, based on the change in the Trust's net assets assuming the reinvestment of all dividends.

The Trust's market price decreased 4.7% during the quarter, from \$15.98 per share as of December 31, 2021 to \$15.23 per share as of March 31, 2022. The Trust's market price of \$15.23 per share equates to a 9.6% discount to the March 31, 2022 net asset value per share of \$16.84. The Trust's average quarter-end discount/premium for the 3, 5 and 10-year periods was -5.7%, -3.2% and 4.5%, respectively. U.S. fixed income markets, as approximated by the Bloomberg Barclays U.S. Corporate High Yield Index and the Credit Suisse Leverage Loan Index, decreased 4.8% and 0.1% for the quarter, respectively.

PORTFOLIO ACTIVITY

The Trust closed eight new private placement investments and ten add-on investments to existing portfolio companies during the first quarter. The total amount invested by the Trust in these transactions was \$15,375,255. Of note, the new platform investments included one fixed rate Sr. Subordinated Note and seven floating rate term loans, five of which included equity co-investments, and the add-on investments included eight floating rate term loans and one fixed rate Sr. Subordinated Note that included an equity co-investment.

The investment activity in the first quarter of 2022 was lower than the first quarter of 2021, however, it was in line with historical first quarter investment activity. As the investment landscape remains stable, some key trends have continued. First, investment activity is now back to (and even beyond) pre-pandemic levels. Secondly, in the current market, financial sponsors and other ownership groups are motivated to divest portfolio companies due to the high valuations for strong businesses. With the significant dry powder they have available, financial sponsors are also motivated to acquire high-quality businesses which have outperformed through both good times and the more recent uncertainty. Lastly, private equity clients continue to work with a smaller group of trusted lenders with whom they have long-standing relationships and who can offer certainty of execution and creative solutions.

With demand for products and services continuing to increase, one key question is whether supply chains can keep up with the renewed demand and whether we will see material increases in prices as a result of supply-chain bottlenecks, rising raw material and energy costs and labor shortages. Across the world, and particularly in regions with large manufacturing sectors which depend on international trade, these risks may be key. However, it is important to note that such issues do not affect every geography and sector the same. When constructing portfolios, we focus on investing in high-quality businesses which are leaders in their space and offer defensive characteristics which will allow them to perform through the cycle. Therefore, while segments of the broader economy may be affected by potential supply chain issues, increasing raw material and energy costs and labor shortages, we remain confident in the current diverse portfolio to perform through the potential cycle.

We continue to be selective in our investment choices and maintain our underwriting discipline throughout multiple cycles. First, the Trust continues to invest in first lien senior secured loans in high-quality companies in defensive sectors and remains well diversified by industry. This was a strategy put in place more than five years ago and has provided strong risk adjusted returns for the Trust given their senior position in the capital stack. As of March 30, 2022, 66.0% of the Trust's investment portfolio is in first lien senior secured loans compared to 2.6% as of December 31, 2017. These investments have proven resilient to date and their management teams now have the benefit of having a wealth of knowledge to draw upon from working in such unique and challenging circumstances. Second, we hold meaningful


(Continued)

investment liquidity based on the Trust’s combined available cash balance and short-term investments of \$14,582,595 or 3.8% of total assets, and low leverage profile at 0.12x as of March 31, 2022. We have strengthened our liquidity position with a \$30.0 million committed revolving credit facility with MassMutual (See Note 4). This facility coupled with the current cash balance provides ample liquidity to support our current portfolio companies as well as invest in new portfolio companies. Third, we continue to be selective in pruning our equity investments and reinvesting the proceeds into first lien senior secured investments further driving investment income. As always, the Trust continues to benefit from strong relationships with our financial sponsor partners which provides clear benefits including potential access to additional capital if needed, strategic thinking alongside their management teams and high-quality and timely information which is only available in a private market setting. This allows us to work constructively together and maximize the portfolio companies’ long-term health and value.

In closing, we believe it is always appropriate to provide views on the Trust’s long-term dividend policy which is to say, ‘we believe that long-term dividends should be a reflection of long-term core earnings power, even when core earnings power is lower as a result of a higher quality asset mix’. The Trust’s recently announced dividend of \$0.24 per share sits slightly above our most recently reported net investment income of \$0.21 per share. That said, as we continue to both (1) deploy the Trust’s excess liquidity and (2) seek opportunities to shift the Trust’s non-yielding equity investments to senior secured loans, we expect long-term earnings power to meet the dividend distribution.

Thank you for your continued interest in and support of Barings Corporate Investors.

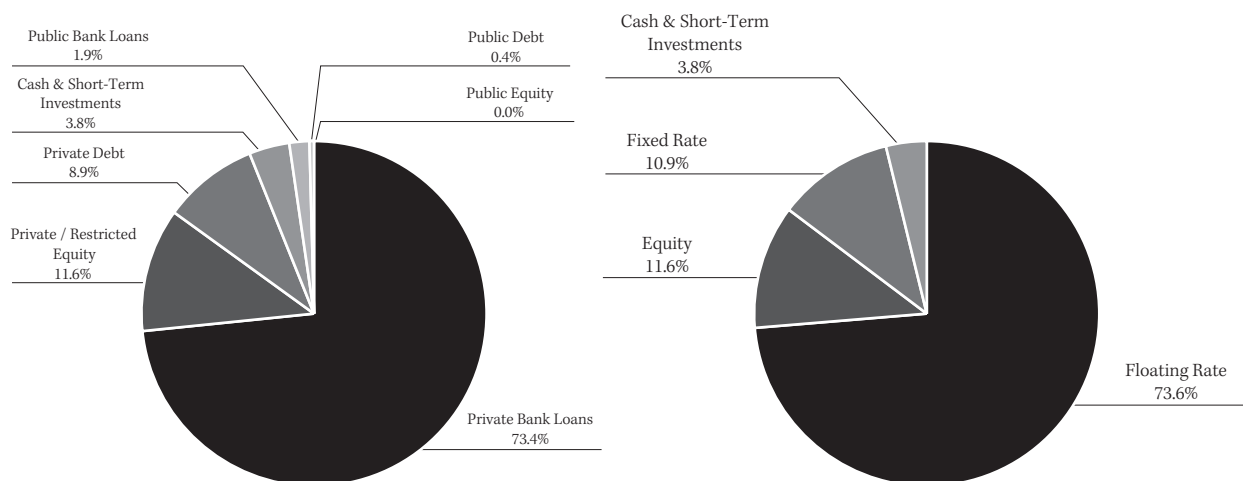
Sincerely,



Christina Emery

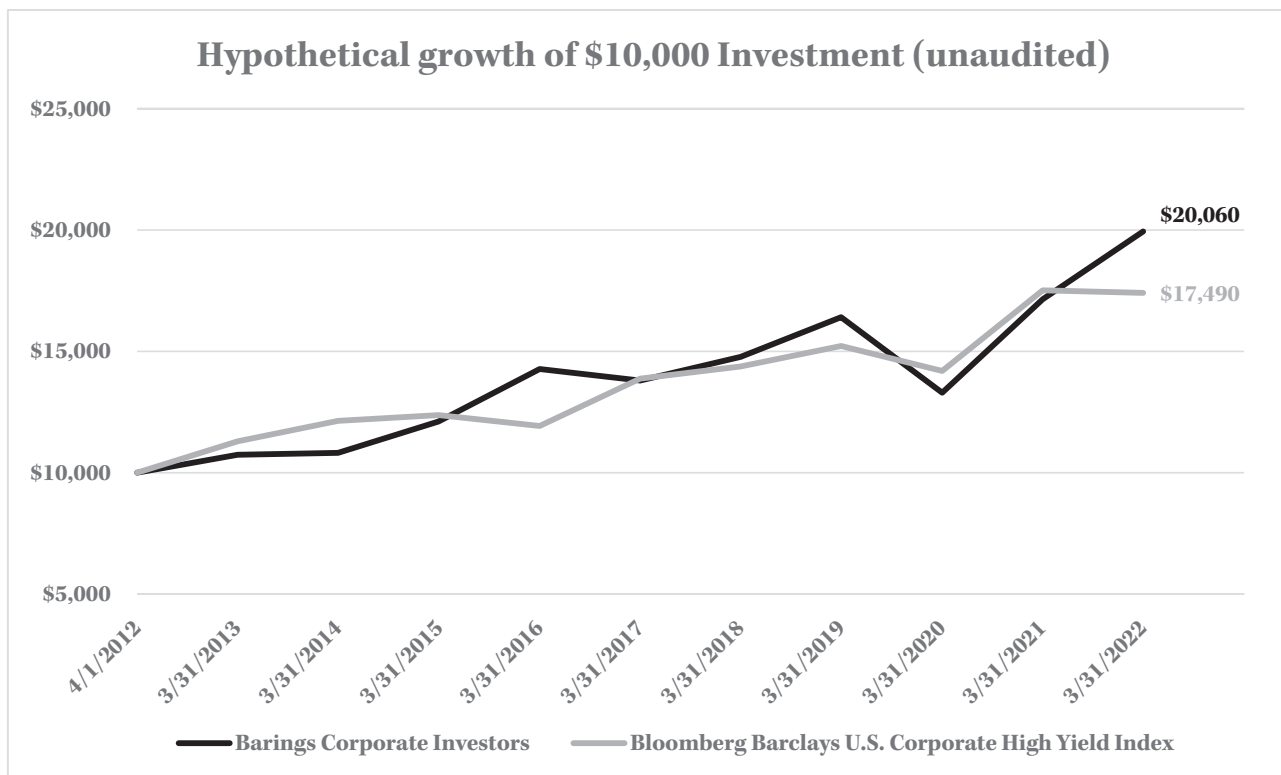
President

Portfolio Composition as of 03/31/22*



* Based on market value of total investments (including cash)

Cautionary Notice: Certain statements contained in this report may be “forward looking” statements. Investors are cautioned not to place undue reliance on forward-looking statements, which speak only as of the date on which they are made and which reflect management’s current estimates, projections, expectations or beliefs, and which are subject to risks and uncertainties that may cause actual results to differ materially. These statements are subject to change at any time based upon economic, market or other conditions and may not be relied upon as investment advice or an indication of the Trust’s trading intent. References to specific securities are not recommendations of such securities, and may not be representative of the Trust’s current or future investments. We undertake no obligation to publicly update forward looking statements, whether as a result of new information, future events, or otherwise.



Average Annual Returns March 31, 2022

	1 Year	5 Year	10 Year
Barings Corporate Investors	16.45%	7.71%	7.21%
Bloomberg Barclays U.S. Corporate High Yield Index	-0.66%	4.69%	5.75%

Data for Barings Corporate Investors (the "Trust") represents returns based on the change in the Trust's market price assuming the reinvestment of all dividends and distributions. Past performance is no guarantee of future results.

The graph and table do not reflect the deduction of taxes that a shareholder would pay on distributions from the Trust or the sale of shares.

In July 2017, the head of the U.K. Financial Conduct Authority (the "FCA"), announced that the FCA will no longer persuade or compel banks to submit rates for the calculation of LIBOR after 2021. In March 2021, the FCA confirmed that all LIBOR settings will either cease to be provided by any administrator or no longer be representative: (a) immediately after December 31, 2021, in the case of sterling, euro, Swiss franc, and Japanese yen, and the one week and two month U.S. dollar settings; and (b) immediately after June 30, 2023, in the case of the remaining U.S. dollar settings. In addition, as a result of supervisory guidance from U.S. regulators, some U.S. regulated entities will cease to enter into new LIBOR contracts after January 1, 2022. At this time, no consensus exists as to what rate or rates will become accepted alternatives to LIBOR, although the Alternative Reference Rates Committee, a steering committee convened by the Board of Governors of the Federal Reserve System and the Federal Reserve Bank of New York and comprised of large U.S. financial institutions, has recommended the use of the Secured Overnight Financing Rate, SOFR. There are many uncertainties regarding a transition from LIBOR to SOFR or any other alternative benchmark rate that may be established, including, but not limited to, the timing of any such transition, the need to amend all contracts with LIBOR as the referenced rate and, given the inherent differences between LIBOR and SOFR or any other alternative benchmark rate, how any transition may impact the cost and performance of impacted securities, variable rate debt and derivative financial instruments. In addition, SOFR or another alternative benchmark rate may fail to gain market acceptance, which could adversely affect the return on, value of and market for securities, variable rate debt and derivative financial instruments linked to such rates. The effects of a transition from LIBOR to SOFR or any other alternative benchmark rate on our cost of capital and net investment income cannot yet be determined definitively. All of our loan agreements with our portfolio companies include fallback language in the event that LIBOR becomes unavailable. This language generally either includes a clearly defined alternative reference rate after LIBOR's discontinuation or provides that the administrative agent may identify a replacement reference rate, typically with the consent of (or prior consultation with) the borrower. In certain cases, the administrative agent will be required to obtain the consent of either a majority of the lenders under the facility, or the consent of each lender, prior to identifying a replacement reference rate. In addition, any further changes or reforms to the determination or supervision of LIBOR may result in a sudden or prolonged increase or decrease in reported LIBOR, which could have an adverse impact on the market value for or value of any LIBOR-linked securities, loans, and other financial obligations or extensions of credit held by or due to us and could have a material adverse effect on our business, financial condition and results of operations.

CONSOLIDATED STATEMENT OF ASSETS AND LIABILITIES**March 31, 2022****(Unaudited)**

Assets:	
Investments	
(See Consolidated Schedule of Investments)	
Corporate restricted securities - private placement investments at fair value (Cost - \$330,642,067)	\$ 344,949,138
Corporate restricted securities - rule 144A securities at fair value (Cost - \$12,334,738)	12,976,823
Corporate public securities at fair value (Cost - \$9,182,664)	9,080,367
Total investments (Cost - \$352,159,469)	367,006,328
Cash	14,567,491
Foreign currencies (Cost - \$14,935)	15,104
Dividend and interest receivable	3,830,696
Receivable for investments sold	202,164
Deferred financing fees	82,554
Other assets	10,339
Total assets	385,714,676
Liabilities:	
Note payable	30,000,000
Credit facility	12,000,000
Payable for investments purchased	677,250
Investment advisory fee payable	1,037,794
Deferred tax liability	579,377
Interest payable	144,697
Accrued expenses	18,631
Total liabilities	44,457,749
Commitments and Contingencies (See Note 7)	
Total net assets	\$ 341,256,927
Net Assets:	
Common shares, par value \$1.00 per share	\$ 20,261,719
Additional paid-in capital	278,673,148
Total distributable earnings	42,322,060
Total net assets	\$ 341,256,927
Common shares issued and outstanding (28,054,782 authorized)	20,261,719
Net asset value per share	\$ 16.84

See Notes to Consolidated Financial Statements

CONSOLIDATED STATEMENT OF OPERATIONS

For the period ended March 31, 2022

(Unaudited)

Investment Income:

Interest	\$ 5,937,415
Other	80,321
Total investment income	<u>6,017,736</u>

Expenses:

Investment advisory fees	1,037,794
Interest and other financing fees	326,662
Trustees' fees and expenses	102,600
Professional fees	73,551
Reports to shareholders	27,600
Custodian fees	8,400
Other	40,835
Total expenses	<u>1,617,442</u>

Investment income - net	<u>4,400,294</u>
Income tax, including excise tax expense	<u>79,183</u>
Net investment income after taxes	<u>4,321,111</u>

Net realized and unrealized loss on investments and foreign currency:

Net realized gain on investments before taxes	293,278
Income tax expense	<u>(36,505)</u>
Net realized gain on investments after taxes	<u>256,773</u>
Net increase in unrealized depreciation of investments before taxes	(1,189,456)
Net increase in unrealized appreciation of foreign currency translation before taxes	169
Net increase in deferred income tax expense	<u>(172,774)</u>
Net increase in unrealized depreciation of investments and foreign currency transactions after taxes	<u>(1,362,061)</u>
Net loss on investments and foreign currency	<u>(1,105,288)</u>
Net increase in net assets resulting from operations	<u>\$ 3,215,823</u>

See Notes to Consolidated Financial Statements

CONSOLIDATED STATEMENT OF CASH FLOWS

For the period ended March 31, 2022

(Unaudited)

Net decrease in cash & foreign currencies:

Cash flows from operating activities:

Purchases/Proceeds/Maturities from short-term portfolio securities, net	\$ 8,000,896
Purchases of portfolio securities	(19,230,775)
Proceeds from disposition of portfolio securities	5,082,462
Interest, dividends and other income received	4,963,317
Interest expense paid	(323,301)
Operating expenses paid	(1,439,646)
Income taxes paid	(2,744,590)
Net cash used for operating activities	(5,691,637)

Cash flows from financing activities:

Borrowings under credit facility	4,000,000
Cash dividends paid from net investment income	(4,862,813)
Financing fees paid	(13,201)
Net cash used for financing activities	(876,014)

Net decrease in cash & foreign currencies**(6,567,651)**

Cash & foreign currencies - beginning of period

21,150,077

Effects of foreign currency exchange rate changes on cash and cash equivalents

169

Cash & foreign currencies - end of period

\$ 14,582,595**Reconciliation of net increase in net assets to net cash used for operating activities:**

Net increase in net assets resulting from operations	\$ 3,215,823
Increase in investments	(5,413,383)
Increase in interest receivable	(822,724)
Decrease in receivable for investments sold	709,192
Decrease in other assets	360,904
Decrease in tax payable	(2,628,902)
Increase in deferred tax liability	172,774
Decrease in payable for investments purchased	(1,139,647)
Decrease in investment advisory fee payable	(48,740)
Increase in interest payable	3,361
Decrease in accrued expenses	(100,126)
Total adjustments to net assets from operations	(8,907,291)
Effects of foreign currency exchange rate changes on cash and cash equivalents	(169)
Net cash used for operating activities	\$ (5,691,637)

See Notes to Consolidated Financial Statements

CONSOLIDATED STATEMENTS OF CHANGES IN NET ASSETS

	For the three months ended 3/31/2022 (Unaudited)	For the year ended 12/31/2021
Increase in net assets:		
Operations:		
Investment income - net	\$ 4,321,111	\$ 18,881,877
Net realized gain on investments and foreign currency after taxes	256,773	10,325,015
Net change in unrealized appreciation / (depreciation) of investments and foreign currency after taxes	<u>(1,362,061)</u>	<u>23,601,138</u>
Net increase in net assets resulting from operations	3,215,823	52,808,030
Dividends to shareholders from:		
Distributable earnings to Common Stock Shareholders (2022 - \$0.00 per share; 2021 - \$0.96 per share)	<u>-</u>	<u>(19,451,250)</u>
Total increase in net assets	3,215,823	33,356,780
Net assets, beginning of period	<u>338,041,104</u>	<u>304,684,324</u>
Net assets, end of period	<u>\$ 341,256,927</u>	<u>\$ 338,041,104</u>

See Notes to Consolidated Financial Statements

CONSOLIDATED SELECTED FINANCIAL HIGHLIGHTS**Selected data for each share of beneficial interest outstanding:**

	For the three months ended 3/31/2022 (Unaudited)	For the years ended December 31,				
		2021	2020	2019	2018	2017
Net asset value:						
Beginning of period / year	\$ 16.68	\$ 15.04	\$ 15.24	\$ 14.50	\$ 15.22	\$ 14.23
Net investment income (a)	0.21	0.93	1.20	1.11	1.21	1.27
Net realized and unrealized gain/(loss) on investments	(0.05)	1.67	(0.44)	0.82	(0.73)	0.92
Total from investment operations	0.16	2.60	0.76	1.93	0.48	2.19
Dividends from net investment income to common shareholders	-	(0.96)	(0.96)	(1.20)	(1.20)	(1.20)
Increase from dividends reinvested	-	-	0.00	0.01	0.00	0.00
Total dividends	-	(0.96)	(0.96)	(1.19)	(1.20)	(1.20)
Net asset value:						
End of period / year	\$ 16.84	\$ 16.68	\$ 15.04	\$ 15.24	\$ 14.50	\$ 15.22
Per share market value: End of period / year	\$ 15.23	\$ 15.98	\$ 13.18	\$ 16.86	\$ 14.70	\$ 15.26
Total investment return						
Net asset value (b)	0.96%	17.57%	5.36%	13.71%	3.17%	15.72%
Market value (b)	(4.69%)	29.13%	(15.95%)	23.77%	4.54%	6.86%
Net assets (in millions):						
End of period / year	\$ 341.26	\$ 338.04	\$ 304.68	\$ 308.25	\$ 291.24	\$ 303.53
Ratio of total expenses to average net assets (c)	2.06% (d)	2.78%	1.53%	2.33%	2.87%	3.63%
Ratio of operating expenses to average net assets	1.53% (d)	1.61%	1.54%	1.57%	1.71%	1.59%
Ratio of interest expense to average net assets	0.39% (d)	0.33%	0.35%	0.35%	0.35%	0.51%
Ratio of income tax expense to average net assets	0.14% (d)	0.84%	(0.36%)	0.42%	0.81%	1.53%
Ratio of net investment income to average net assets	5.13% (d)	5.84%	8.17%	7.41%	8.00%	8.49%
Portfolio turnover	1%	45%	33%	21%	48%	25%

(a) Calculated using average shares.

(b) Net asset value return represents portfolio returns based on change in the Trust's net asset value assuming the reinvestment of all dividends and distributions which differs from the total investment return based on the Trust's market value due to the difference distributions which differs from the total investment return based on the Trust's market value due to the difference between the Trust's net asset value and the market value of its shares outstanding; past performance is no guarantee of future results.

(c) Total expenses include income tax expense.

(d) Annualized.

Senior borrowings:

Total principal amount (in millions)	\$ 42	\$ 38	\$ 30	\$ 30	\$ 30	\$ 30
Asset coverage per \$1,000 of indebtedness	\$ 9,125	\$ 9,896	\$ 11,156	\$ 11,275	\$ 10,708	\$ 11,118

See Notes to Consolidated Financial Statements

CONSOLIDATED SCHEDULE OF INVESTMENTS

March 31, 2022

(Unaudited)

	Principal Amount, Shares, Units or Ownership Percentage	Acquisition Date	Cost	Fair Value
Corporate Restricted Securities - 104.88%: (A)				
Private Placement Investments - 101.08%: (C)				
1WorldSync, Inc.				
A product information sharing platform that connects manufacturers/suppliers and key retailers via the Global Data Synchronization Network.				
6.75% Term Loan due 06/24/2025 (LIBOR + 5.750%)	\$ 4,949,390	*	\$ 4,890,322	\$ 4,940,501
* 07/01/19 and 12/09/20.				
Accelerate Learning				
A provider of standards-based, digital science education content of K-12 schools.				
6.01% Term Loan due 12/31/2024 (LIBOR + 5.000%)	\$ 2,028,215	12/19/18	2,009,820	1,994,411
6.00% Term Loan due 12/20/2024 (LIBOR + 5.000%)	\$ 1,464,426	09/30/21	1,439,670	1,440,019
			<u>3,449,490</u>	<u>3,434,430</u>
Advanced Manufacturing Enterprises LLC				
A designer and manufacturer of large, custom gearing products for a number of critical customer applications.				
Limited Liability Company Unit (B)	4,669 uts.	*	498,983	-
* 12/07/12, 07/11/13 and 06/30/15.				
Advantage Software				
A provider of enterprise resource planning (ERP) software built for advertising and marketing agencies.				
Limited Liability Company Unit Class A (F)	1,556 uts.	10/01/21	50,720	160,931
Limited Liability Company Unit Class A (F)	401 uts.	10/01/21	13,103	41,507
Limited Liability Company Unit Class B (F)	1,556 uts.	10/01/21	1,630	1,042
Limited Liability Company Unit Class B (F)	401 uts.	10/01/21	420	269
			<u>65,873</u>	<u>203,749</u>
Aftermath, Inc.				
A provider of crime scene cleanup and biohazard remediation services.				
6.00% Term Loan due 04/10/2025 (LIBOR + 5.000%)	\$ 3,492,524	*	3,449,206	3,419,181
* 04/09/19 and 04/23/21.				
AIT Worldwide Logistics, Inc.				
A provider of domestic and international third-party logistics services.				
8.75% Second Lien Term Loan due 03/31/2029 (LIBOR + 7.750%)	\$ 3,387,097	04/06/21	3,320,296	3,313,698
Limited Liability Company Unit (B)	113 uts.	04/06/21	112,903	222,245
			<u>3,433,199</u>	<u>3,535,943</u>

CONSOLIDATED SCHEDULE OF INVESTMENTS (CONTINUED)

March 31, 2022

(Unaudited)

Corporate Restricted Securities - (A) (Continued)	Principal Amount, Shares, Units or Ownership Percentage	Acquisition Date	Cost	Fair Value
AMS Holding LLC				
A leading multi-channel direct marketer of high-value collectible coins and proprietary-branded jewelry and watches.				
Limited Liability Company Unit Class A				
Preferred (B) (F)	273 uts.	10/04/12	\$ 272,727	\$ 588,006
Amtech Software				
A provider of enterprise resource planning software and technology solutions for packaging manufacturers.				
6.25% First Lien Term Loan due 11/02/2027				
(LIBOR + 5.500%) (G)	\$ 2,000,000	11/02/21	1,053,648	1,056,427
ASC Holdings, Inc.				
A manufacturer of capital equipment used by corrugated box manufacturers.				
13% (1% PIK) Senior Subordinated Note				
due 12/31/2024	\$ 1,635,254	11/19/15	1,635,225	1,458,647
Limited Liability Company Unit (B)	225,300 uts.	11/18/15	225,300	37,670
			<u>1,860,525</u>	<u>1,496,317</u>
ASPEQ Holdings				
A manufacturer of highly-engineered electric heating parts and equipment for a range of industrial, commercial, transportation and marine applications.				
6.26% Term Loan due 10/31/2025				
(LIBOR + 5.250%)	\$ 2,353,438	11/08/19	2,332,228	2,353,438
Audio Precision				
A provider of high-end audio test and measurement sensing instrumentation software and accessories.				
7.00% Term Loan due 10/31/2024				
(LIBOR + 6.000%)	\$ 3,686,000	10/30/18	3,654,252	3,686,000
Aurora Parts & Accessories LLC				
A distributor of aftermarket over-the-road semi-trailer parts and accessories sold to customers across North America.				
Preferred Stock (B)	425 shs.	08/17/15	424,875	424,875
Common Stock (B)	425 shs.	08/17/15	425	294,438
			<u>425,300</u>	<u>719,313</u>
BDP International, Inc.				
A provider of transportation and related services to the chemical and life sciences industries.				
6.25% Term Loan due 12/14/2024				
(LIBOR + 5.250%)	\$ 4,837,500	12/18/18	4,793,792	4,837,501
6.25% Term Loan due 12/19/2024				
(LIBOR + 5.250%)	\$ 86,406	12/07/20	85,241	86,406
6.25% Term Loan due 12/21/2024				
(LIBOR + 5.250%)	\$ 12,406	03/30/21	12,225	12,406
			<u>4,891,258</u>	<u>4,936,313</u>

CONSOLIDATED SCHEDULE OF INVESTMENTS (CONTINUED)

March 31, 2022

(Unaudited)

Corporate Restricted Securities - (A) (Continued)	Principal Amount, Shares, Units or Ownership Percentage	Acquisition Date	Cost	Fair Value
Best Lawyers (Azalea Investment Holdings, LLC)				
A global digital media company that provides ranking and marketing services to the legal community.				
Limited Liability Company Unit	89,744 uts.	11/30/21	\$ 89,744	\$ 89,744
12% HoldCo PIK Note due 05/19/2028	\$ 587,821	11/30/21	576,671	577,370
6.25% First Lien Term Loan due 11/19/2027 (LIBOR + 5.250%) (G)	\$ 2,822,436	11/30/21	<u>2,096,070</u>	<u>2,099,182</u>
			<u>2,762,485</u>	<u>2,766,296</u>
Blue Wave Products, Inc.				
A distributor of pool supplies.				
Common Stock (B)	114,894 shs.	10/12/12	114,894	311,673
Warrant, exercisable until 2022, to purchase common stock at \$.01 per share (B)	45,486 shs.	10/12/12	<u>45,486</u>	<u>122,935</u>
			<u>160,380</u>	<u>434,608</u>
BrightSign				
A provider of digital signage hardware and software solutions, serving a variety of end markets, including retail, restaurants, government, sports, and entertainment.				
6.75% Term Loan due 10/14/2027 (LIBOR + 5.750%) (G)	\$ 2,964,319	10/14/21	2,657,658	2,634,684
Limited Liability Company Unit (F)	232,701 uts.	09/29/17	<u>232,701</u>	<u>232,701</u>
			<u>2,890,359</u>	<u>2,867,385</u>
Brown Machine LLC				
A designer and manufacturer of thermoforming equipment used in the production of plastic packaging containers within the food and beverage industry.				
6.25% Term Loan due 10/04/2024 (LIBOR + 5.250%)	\$ 1,683,308	10/03/18	<u>1,673,247</u>	<u>1,683,308</u>
Cadence, Inc.				
A full-service contract manufacturer ("CMO") and supplier of advanced products, technologies, and services to medical device, life science, and industrial companies.				
6.00% First Lien Term Loan due 04/30/2025 (LIBOR + 5.000%)	\$ 2,206,562	05/14/18	<u>2,186,706</u>	<u>2,118,299</u>
Cadent, LLC				
A provider of advertising solutions driven by data and technology.				
6.00% Term Loan due 09/07/2023 (LIBOR + 5.000%)	\$ 1,852,753	09/04/18	<u>1,847,378</u>	<u>1,852,753</u>
CAi Software				
A vendor of mission-critical, production-oriented software to niche manufacturing and distribution sectors.				
7.25% Term Loan due 12/10/2028 (LIBOR + 6.250%) (G)	\$ 5,000,000	12/13/21	<u>4,432,775</u>	<u>4,438,507</u>

CONSOLIDATED SCHEDULE OF INVESTMENTS (CONTINUED)**March 31, 2022****(Unaudited)**

Corporate Restricted Securities - (A) (Continued)	Principal Amount, Shares, Units or Ownership Percentage	Acquisition Date	Cost	Fair Value
Cash Flow Management				
A software provider that integrates core banking systems with branch technology and creates modern retail banking experiences for financial institutions				
6.25% Term Loan due 12/27/2027 (LIBOR + 5.250%) (G)	\$ 1,973,933	12/28/21	\$ 1,786,895	\$ 1,788,600
Claritas Holdings, Inc.				
A market research company that provides market segmentation insights to customers engaged in direct-to-consumer and business-to-business marketing activities.				
6.76% Term Loan due 12/31/2023 (LIBOR + 5.750%)	\$ 3,190,453	12/20/18	3,162,977	3,190,453
CloudWave				
A provider of managed cloud hosting and IT services for hospitals.				
7.00% Term Loan due 01/04/2027 (LIBOR + 6.000%)	\$ 3,353,226	01/29/21	3,292,652	3,172,152
Limited Liability Company Unit (B) (F)	112,903 uts.	01/29/21	112,903	69,605
			<u>3,405,555</u>	<u>3,241,757</u>
Cogency Global				
A provider of statutory representation and compliance services for corporate and professional services clients.				
Preferred Stock (B)	55 shs.	02/14/22	55,101	55,100
6.25% Term Loan due 12/28/2027 (LIBOR + 5.500%) (G)	\$ 1,944,899	02/14/22	1,785,613	1,784,778
			<u>1,840,714</u>	<u>1,839,878</u>
Command Alkon				
A vertical-market software and technology provider to the heavy building materials industry delivering purpose-built, mission critical products that serve as the core operating & production systems for ready-mix concrete producers, asphalt producers, and aggregate suppliers.				
8.00% Term Loan due 04/17/2027 (LIBOR + 7.000%) (G)	\$ 4,978,816	*	4,059,635	4,152,312
Limited Liability Company Unit (B) (F)	37 uts.	04/23/20	36,535	40,810
Limited Liability Company Unit B	13,449 uts.	04/23/20	-	80,116
* 04/23/20, 10/30/20 and 11/18/20.			<u>4,096,170</u>	<u>4,273,238</u>
Concept Machine Tool Sales, LLC				
A full-service distributor of high-end machine tools and metrology equipment, exclusively representing a variety of global manufacturers in the Upper Midwest.				
6.00% Term Loan due 01/31/2025 (LIBOR + 5.000%)	\$ 1,215,188	01/30/20	1,201,406	1,141,669
Limited Liability Company Unit (F)	2,575 uts.	*	103,121	21,254
* 01/30/2020 and 03/05/21			<u>1,304,527</u>	<u>1,162,923</u>

CONSOLIDATED SCHEDULE OF INVESTMENTS (CONTINUED)

March 31, 2022

(Unaudited)

Corporate Restricted Securities - (A) (Continued)	Principal Amount, Shares, Units or Ownership Percentage	Acquisition Date	Cost	Fair Value
CTS Engines				
A provider of maintenance, repair and overhaul services within the aerospace & defense market.				
6.26% Term Loan due 12/22/2026 (LIBOR + 5.250%)	\$ 2,889,881	12/22/20	\$ 2,844,329	\$ 2,765,616
Dart Buyer, Inc.				
A manufacturer of helicopter aftermarket equipment and OEM Replacement parts for rotorcraft operators, providers and OEMs.				
6.25% Term Loan due 04/01/2025 (LIBOR + 5.250%) (G)	\$ 3,427,113	04/01/19	3,119,841	3,154,114
Decks Direct				
An eCommerce direct-to-consumer seller of specialty residential decking products in the United States.				
Common Stock	4,483 shs.	12/29/21	190,909	190,922
7.00% Term Loan due 12/28/2026 (LIBOR + 6.000%) (G)	\$ 3,309,091	12/29/21	3,042,646	3,044,971
			3,233,555	3,235,893
Del Real LLC				
A manufacturer and distributor of fully-prepared fresh refrigerated Hispanic entrees as well as side dishes that are typically sold on a heat-and-serve basis at retail grocers.				
11% Senior Subordinated Note due 04/06/2023 (D)	\$ 2,882,353	10/07/16	2,848,206	2,588,353
Limited Liability Company Unit (B) (F)	748,287 uts.	*	748,548	59,788
* 10/07/16, 07/25/18, 03/13/19 and 06/17/19.			3,596,754	2,648,141
DistroKid (IVP XII DKCo-Invest,LP)				
A subscription-based music distribution platform that allows artists to easily distribute, promote, and monetize their music across digital service providers, such as Spotify and Apple Music.				
6.75% Term Loan due 09/30/2027 (LIBOR + 5.750%)	\$ 3,342,686	10/01/21	3,281,388	3,286,974
Limited Liability Company Unit (F)	148,791 uts.	10/01/21	148,936	148,791
			3,430,324	3,435,765
Dunn Paper				
A provider of specialty paper for niche product applications.				
10.26% Second Lien Term Loan due 08/31/2023 (LIBOR + 9.250%)	\$ 3,500,000	09/28/16	3,478,053	2,481,500
Dwyer Instruments, Inc.				
A designer and manufacturer of precision measurement and control products for use with solids, liquids and gases.				
6.51% First Lien Term Loan due 07/01/2027 (LIBOR + 5.500%)	\$ 2,000,000	07/20/21	1,701,479	1,706,102

CONSOLIDATED SCHEDULE OF INVESTMENTS (CONTINUED)

March 31, 2022

(Unaudited)

Corporate Restricted Securities - (A) (Continued)	Principal Amount, Shares, Units or Ownership Percentage	Acquisition Date	Cost	Fair Value
Echo Logistics				
A provider of tech-enabled freight brokerage across various modes including Truckload, Less-than-Truckload, Parcel, and Intermodal, as well as managed (contracted) transportation services.				
7.75% Second Lien Term Loan due 11/05/2029 (LIBOR + 7.250%)				
	\$ 3,407,080	11/22/21	\$ 3,350,124	\$ 3,354,522
Limited Liability Company Unit	93 uts.	11/22/21	92,920	92,920
			<u>3,443,044</u>	<u>3,447,442</u>
EFI Productivity Software				
A provider of ERP software solutions purpose-built for the print and packaging industry.				
6.76% Term Loan due 12/30/2027 (LIBOR + 5.750%) (G)				
	\$ 2,000,000	12/30/21	1,815,656	1,817,311
Electric Power Systems International, Inc.				
A provider of electrical testing services for apparatus equipment and protection & controls infrastructure.				
6.75% Term Loan due 04/19/2028 (LIBOR + 5.750%) (G)				
	\$ 2,595,592	04/19/21	2,313,685	2,323,078
Elite Sportswear Holding, LLC				
A designer and manufacturer of gymnastics, competitive cheerleading and swimwear apparel in the U.S. and internationally.				
Limited Liability Company Unit (B) (F)	2,471,843 uts.	10/14/16	324,074	-
Elkay				
A provider of data interoperability solutions for labs, hospitals and healthcare providers.				
6.85% Term Loan due 09/14/2027 (LIBOR + 5.750%)				
	\$ 1,464,636	09/14/21	1,437,894	1,440,686
English Color & Supply LLC				
A distributor of aftermarket automotive paint and related products to collision repair shops, auto dealerships and fleet customers through a network of stores in the Southern U.S.				
11.5% (0.5% PIK) Senior Subordinated Note due 12/31/2023				
	\$ 2,757,769	06/30/17	2,740,762	2,757,769
Limited Liability Company Unit (B) (F)	806,916 uts.	06/30/17	806,916	1,590,593
			<u>3,547,678</u>	<u>4,348,362</u>
ENTACT Environmental Services, Inc.				
A provider of environmental remediation and geotechnical services for blue-chip companies with regulatory-driven liability enforcement needs.				
7.76% Term Loan due 12/15/2025 (LIBOR + 6.750%)				
	\$ 2,107,113	02/09/21	2,090,994	2,056,542

CONSOLIDATED SCHEDULE OF INVESTMENTS (CONTINUED)

March 31, 2022

(Unaudited)

Corporate Restricted Securities - (A) (Continued)	Principal Amount, Shares, Units or Ownership Percentage	Acquisition Date	Cost	Fair Value
eShipping				
An asset-life third party logistics Company that serves a broad variety of end markets and offers service across all major transportation modes.				
6.75% Term Loan due 11/05/2027 (LIBOR + 5.750%) (G)	\$ 3,493,603	11/05/21	\$ 2,641,613	\$ 2,646,371
E.S.P. Associates, P.A.				
A professional services firm providing engineering, surveying and planning services to infrastructure projects.				
Limited Liability Company Unit (B)	684 uts.	*	741,480	621,756
* 06/29/18 and 12/29/20.				
F G I Equity LLC				
A manufacturer of a broad range of filters and related products that are used in commercial, light industrial, healthcare, gas turbine, nuclear, laboratory, clean room, hotel, educational system, and food processing settings.				
Limited Liability Company Unit Class B-1 (B)	296,053 uts.	12/15/10	254,058	4,417,699
Follett School Solutions				
A provider of software for K-12 school libraries.				
6.50% First Lien Term Loan due 07/09/2028 (LIBOR + 5.750%)	\$ 3,460,681	08/31/21	3,393,369	3,404,926
LP Units (B) (F)	1,787 uts.	08/30/21	17,865	17,865
LP Interest (B) (F)	406 uts.	08/30/21	4,063	4,063
			<u>3,415,297</u>	<u>3,426,854</u>
FragilePAK				
A provider of third-party logistics services focused on the full delivery life-cycle for big and bulky products.				
5.96% Term Loan due 05/24/2027 (LIBOR + 5.750%) (G)	\$ 3,270,313	05/21/21	2,099,294	1,996,695
Limited Liability Company Unit (B) (F)	219 uts.	05/21/21	218,750	188,594
			<u>2,318,044</u>	<u>2,185,289</u>
GD Dental Services LLC				
A provider of convenient "onestop" general, specialty, and cosmetic dental services with 21 offices located throughout South and Central Florida.				
Limited Liability Company Unit Preferred (B)	182 uts.	10/05/12	182,209	68,158
Limited Liability Company Unit Common (B)	1,840 uts.	10/05/12	1,840	-
			<u>184,049</u>	<u>68,158</u>
gloProfessional Holdings, Inc.				
A marketer and distributor of premium mineral-based cosmetics, cosmeceuticals and professional hair care products to the professional spa and physician's office channels.				
Preferred Stock (B)	1,559 shs.	03/29/19	1,559,055	1,954,536
Common Stock (B)	2,835 shs.	03/27/13	283,465	52,856
			<u>1,842,520</u>	<u>2,007,392</u>

CONSOLIDATED SCHEDULE OF INVESTMENTS (CONTINUED)**March 31, 2022****(Unaudited)**

Corporate Restricted Securities - (A) (Continued)	Principal Amount, Shares, Units or Ownership Percentage	Acquisition Date	Cost	Fair Value
GraphPad Software, Inc.				
A provider of data analysis, statistics and graphing software solution for scientific research applications, with a focus on the life sciences and academic end-markets.				
7.01% Term Loan due 12/15/2023 (LIBOR + 6.000%)	\$ 4,849,313	*	\$ 4,821,480	\$ 4,873,559
6.50% Term Loan due 04/27/2027 (LIBOR + 5.500%)	\$ 99,955	04/27/21	98,265	100,454
Preferred Stock (B) (F)	7,474 shs.	04/27/21	206,294	243,932
* 12/19/17 and 04/16/19.			5,126,039	5,217,945
Handi Quilter Holding Company (Premier Needle Arts)				
A designer and manufacturer of long-arm quilting machines and related components for the consumer quilting market.				
Limited Liability Company Unit Preferred (B)	754 uts.	*	754,062	1,075,798
Limited Liability Company Unit Common Class A (B)	7,292 uts.	12/19/14	-	-
* 12/19/14 and 04/29/16.			754,062	1,075,798
Heartland Veterinary Partners				
A veterinary support organization that provides a comprehensive set of general veterinary services as well as ancillary services such as boarding and grooming.				
11.00% Opco PIK Note due 11/09/2028 (G)	\$ 3,500,000	11/17/21	3,187,385	3,193,357
HHI Group, LLC				
A developer, marketer, and distributor of hobby-grade radio control products.				
Limited Liability Company Unit (B) (F)	203 uts.	01/17/14	203,125	1,102,348
Home Care Assistance, LLC				
A provider of private pay non-medical home care assistance services.				
5.75% Term Loan due 03/30/2027 (LIBOR + 4.750%)	\$ 1,770,448	03/26/21	1,740,970	1,740,581
HOP Entertainment LLC				
A provider of post production equipment and services to producers of television shows and motion pictures.				
Limited Liability Company Unit Class F (B) (F)	89 uts.	10/14/11	-	-
Limited Liability Company Unit Class G (B) (F)	215 uts.	10/14/11	-	-
Limited Liability Company Unit Class H (B) (F)	89 uts.	10/14/11	-	-
Limited Liability Company Unit Class I (B) (F)	89 uts.	10/14/11	-	-
			-	-

CONSOLIDATED SCHEDULE OF INVESTMENTS (CONTINUED)**March 31, 2022****(Unaudited)**

Corporate Restricted Securities - (A) (Continued)	Principal Amount, Shares, Units or Ownership Percentage	Acquisition Date	Cost	Fair Value
IGL Holdings III Corp.				
A specialty label and flexible packaging converter.				
6.75% Term Loan due 10/23/2026 (LIBOR + 5.750%) (G)	\$ 3,465,890	11/02/20	\$ 3,042,125	\$ 3,041,149
IM Analytics Holdings, LLC				
A provider of test and measurement equipment used for vibration, noise, and shock testing.				
8.01% Term Loan due 11/22/2023 (LIBOR + 7.000%)	\$ 2,173,442	11/21/19	2,164,471	1,720,279
Warrant, exercisable until 2026, to purchase common stock at \$.01 per share (B)	18,488 shs.	11/25/19	-	-
			<u>2,164,471</u>	<u>1,720,279</u>
Industrial Service Solutions				
A provider of maintenance, repair and overhaul services for process equipment within the industrial, energy and power end-markets.				
6.51% Term Loan due 01/31/2026 (LIBOR + 5.500%)	\$ 1,843,092	02/05/20	1,819,448	1,763,839
JF Petroleum Group				
A provider of repair, maintenance, installation and projection management services to the US fueling infrastructure industry.				
6.50% Term Loan due 04/20/2026 (LIBOR + 5.500%)	\$ 1,417,878	05/04/21	1,383,076	1,355,492
Jones Fish				
A provider of lake management services, fish stocking and pond aeration sales and services.				
Common Stock (F)	768 shs.	02/28/22	76,794	76,794
6.50% First Lien Term Loan due 12/20/2027 (LIBOR + 5.500%) (G)	\$ 2,523,207	02/28/22	2,144,390	2,143,629
			<u>2,221,184</u>	<u>2,220,423</u>
Kano Laboratories LLC				
A producer of industrial strength penetrating oils and lubricants.				
6.00% Term Loan due 09/30/2026 (LIBOR + 5.000%) (G)	\$ 2,590,753	11/18/20	1,728,803	1,723,617
6.00% First Lien Term Loan due 10/31/2027 (LIBOR + 5.000%) (G)	\$ 853,319	11/18/21	508,571	509,704
Limited Liability Company Unit Class	41 uts.	11/19/20	41,109	41,110
			<u>2,278,483</u>	<u>2,274,431</u>

CONSOLIDATED SCHEDULE OF INVESTMENTS (CONTINUED)**March 31, 2022****(Unaudited)**

Corporate Restricted Securities - (A) (Continued)	Principal Amount, Shares, Units or Ownership Percentage	Acquisition Date	Cost	Fair Value
LeadsOnline				
A nationwide provider of data, technology and intelligence tools used by law enforcement agencies, investigators, and businesses.				
6.00% Term Loan due 12/23/2027 (LIBOR + 5.000%) (G)	\$ 3,036,876	02/07/22	\$ 2,977,269	\$ 2,975,759
Limited Liability Company Unit (F)	9,186 uts.	02/07/22	9,186	9,186
			<u>2,986,455</u>	<u>2,984,945</u>
LYNX Franchising				
A global franchisor of B2B services including commercial janitorial services, shared office space solutions, and textile and electronics restoration services.				
7.25% Term Loan due 12/18/2026 (LIBOR + 6.250%)	\$ 4,966,163	*	<u>4,884,702</u>	<u>4,876,588</u>
* 12/22/2020 and 09/09/2021				
Manhattan Beachwear Holding Company				
A designer and distributor of women's swimwear.				
12.5% Senior Subordinated Note due 05/30/2022 (D)	\$ 1,259,914	01/15/10	1,212,363	-
15% (2.5% PIK) Senior Subordinated Note due 05/30/2022 (D)	\$ 345,759	10/05/10	343,820	-
Common Stock (B)	106 shs.	10/05/10	106,200	-
Common Stock Class B (B)	353 shs.	01/15/10	352,941	-
Warrant, exercisable until 2023, to purchase common stock at \$.01 per share (B)	312 shs.	10/05/10	283,738	-
			<u>2,299,062</u>	<u>-</u>
Marshall Excelsior Co.				
A designer, manufacturer and supplier of mission critical, highly engineered flow control products used in the transportation, storage and consumption of liquified petroleum gas, liquified anhydrous ammonia, refined industrial and cryogenic gasses.				
6.50% First Lien Term Loan due 02/18/2028 (SOFR + 5.500%) (G)	\$ 1,208,668	02/24/22	<u>1,083,481</u>	<u>1,083,132</u>
Master Cutlery LLC				
A designer and marketer of a wide assortment of knives and swords.				
13% Senior Subordinated Note due 07/20/2022 (D)	\$ 1,736,205	04/17/15	1,735,060	116,326
Limited Liability Company Unit	9 uts.	04/17/15	1,356,658	-
			<u>3,091,718</u>	<u>116,326</u>
Media Recovery, Inc.				
A global manufacturer and developer of shock, temperature, vibration, and other condition indicators and monitors for in-transit and storage applications.				
7.00% First Out Term Loan due 11/22/2025 (SOFR + 6.000%)	\$ 1,016,615	11/25/19	<u>1,004,033</u>	<u>1,016,615</u>

CONSOLIDATED SCHEDULE OF INVESTMENTS (CONTINUED)

March 31, 2022

(Unaudited)

Corporate Restricted Securities - (A) (Continued)	Principal Amount, Shares, Units or Ownership Percentage	Acquisition Date	Cost	Fair Value
MES Partners, Inc.				
An industrial service business offering an array of cleaning and environmental services to the Gulf Coast region of the U.S.				
Preferred Stock Series A (B)	62,748 shs.	07/25/19	\$ 25,184	\$ -
Preferred Stock Series C (B)	2,587 shs.	09/22/20	927,966	-
Common Stock Class B (B)	526,019 shs.	*	495,405	-
Warrant, exercisable until 2030, to purchase common stock at \$.01 per share (B)	713,980 shs.	09/22/20	-	-
* 09/30/14 and 02/28/18.			<u>1,448,555</u>	<u>-</u>

MeTEOR Education LLC

A leading provider of classroom and common area design services, furnishings, equipment and instructional support to K-12 schools.

12.00% Senior Subordinated Debt due 03/31/2025	\$ 3,095,197	03/31/22	781,378	781,378
12.00% Senior Subordinated Note due 03/20/2024	\$ 2,297,872	03/09/18	2,285,942	2,251,915
Limited Liability Company Unit (B) (F)	474 uts.	03/09/18	499,440	1,031,338
			<u>3,566,760</u>	<u>4,064,631</u>

MNS Engineers, Inc.

A consulting firm that provides civil engineering, construction management and land surveying services.

5.96% First Lien Term Loan due 07/30/2027 (LIBOR + 5.500%)	\$ 2,394,000	08/09/21	2,351,201	2,355,696
Limited Liability Company Unit (B)	200,000 uts.	08/09/21	200,000	200,000
			<u>2,551,201</u>	<u>2,555,696</u>

Music Reports, Inc.

An administrator of comprehensive offering of rights and royalties solutions for music and cue sheet copyrights to music and entertainment customers.

7.00% Term Loan due 08/21/2026 (LIBOR + 6.000%)	\$ 1,707,266	11/05/21	1,675,989	1,670,355
7.00% Term Loan due 08/21/2026 (LIBOR + 6.000%)	\$ 1,243,465	08/25/20	1,220,654	1,216,581
			<u>2,896,643</u>	<u>2,886,936</u>

Narda-MITEQ (JFL-Narda Partners, LLC)

A manufacturer of radio frequency and microwave components and assemblies.

Limited Liability Company Unit Class A Preferred	1,614 uts.	12/06/21	161,392	164,588
Limited Liability Company Unit Class B Common	179 uts.	12/06/21	17,932	17,933
6.25% Incremental Term Loan due 12/06/2027 (LIBOR + 5.250%)	\$ 1,739,315	12/28/21	1,710,196	1,711,498
6.25% First Lien Term Loan due 11/30/2027 (LIBOR + 5.250%) (G)	\$ 1,581,360	12/06/21	1,130,152	1,131,092
			<u>3,019,672</u>	<u>3,025,111</u>

CONSOLIDATED SCHEDULE OF INVESTMENTS (CONTINUED)**March 31, 2022****(Unaudited)**

Corporate Restricted Securities - (A) (Continued)	Principal Amount, Shares, Units or Ownership Percentage	Acquisition Date	Cost	Fair Value
National Auto Care				
A provider of professional finance and insurance products and consulting services to auto, RV, and powersports dealerships.				
6.26% First Lien Term Loan due 09/28/2024 (LIBOR + 5.250%) (G)	\$ 1,997,415	12/20/21	\$ 1,066,465	\$ 1,066,284
Navia Benefit Solutions, Inc.				
A third-party administrator of employee-directed healthcare benefits.				
6.25% Term Loan due 02/01/2026 (LIBOR + 5.250%) (G)	\$ 3,484,250	02/10/21	2,331,597	2,343,225
Northstar Recycling				
A managed service provider for waste and recycling services, primarily targeting food and beverage end markets.				
5.75% Term Loan due 09/30/2027 (LIBOR + 4.750%)	\$ 1,559,129	10/01/21	1,530,537	1,533,138
Office Ally (OA TOPCO, LP)				
A provider of medical claims clearinghouse software to office-based physician providers and healthcare insurance payers.				
Limited Liability Company Unit	42,184 uts.	09/29/17	42,184	42,184
7.00% Term Loan due 12/10/2028 (LIBOR + 6.000%) (G)	\$ 1,966,351	12/20/21	1,662,350	1,664,453
			1,704,534	1,706,637
Omega Holdings				
A distributor of aftermarket automotive air conditioning products.				
6.00% Term Loan due 03/31/2029 (SOFR + 5.000%)	\$ 1,343,546	03/31/22	1,132,601	1,132,601
Omni Logistics, LLC				
A specialty freight forwarding business specifically targeting the semiconductor, media, technology and healthcare end markets.				
6.00% Term Loan due 12/30/2026 (LIBOR + 5.000%)	\$ 3,473,794	12/30/20	3,391,318	3,411,978
Options Technology Ltd				
A provider of vertically focused financial technology managed services and IT infrastructure products for the financial services industry.				
5.76% Term Loan due 12/18/2025 (LIBOR + 4.750%)	\$ 3,293,734	12/23/19	3,252,693	3,237,131

CONSOLIDATED SCHEDULE OF INVESTMENTS (CONTINUED)**March 31, 2022****(Unaudited)**

Corporate Restricted Securities - (A) (Continued)	Principal Amount, Shares, Units or Ownership Percentage	Acquisition Date	Cost	Fair Value
PANOS Brands LLC				
A marketer and distributor of branded consumer foods in the specialty, natural, better-for-you, "free from" healthy and gluten-free categories.				
12% (1% PIK) Senior Subordinated Note due 08/17/2022	\$ 3,602,879	02/17/17	\$ 3,596,673	\$ 3,602,879
Common Stock Class B (B)	772,121 shs.	*	772,121	682,014
* 01/29/16 and 02/17/17.			<u>4,368,794</u>	<u>4,284,893</u>
PB Holdings LLC				
A designer, manufacturer and installer of maintenance and repair parts and equipment for industrial customers.				
6.26% Term Loan due 02/28/2024 (LIBOR + 5.250%)	\$ 1,629,751	03/06/19	1,613,840	1,564,561
Pearl Holding Group				
A managing general agent that originates, underwrites, and administers non-standard auto insurance policies for carries in Florida.				
7.00% First Lien Term Loan due 12/16/2026 (LIBOR + 6.000%) (G)	\$ 3,530,395	12/20/21	3,155,012	3,148,167
Warrant - Class A, to purchase common stock at \$.01 per share	1,874 uts.	12/22/21	-	-
Warrant - Class B, to purchase common stock at \$.01 per share	633 uts.	12/22/21	-	-
Warrant - Class CC, to purchase common stock at \$.01 per share	65 uts.	12/22/21	-	-
Warrant - Class D, to purchase common stock at \$.01 per share	167 uts.	12/22/21	-	-
			<u>3,155,012</u>	<u>3,148,167</u>
Pegasus Transtech Corporation				
A provider of end-to-end document, driver and logistics management solutions, which enable its customers (carriers, brokers, and drivers) to operate more efficiently, reduce manual overhead, enhance compliance, and shorten cash conversion cycles.				
6.96% Term Loan due 08/31/2026 (LIBOR + 6.500%)	\$ 776,463	09/29/20	756,169	757,052
6.96% Term Loan due 11/17/2024 (LIBOR + 6.500%)	\$ 3,842,523	11/14/17	3,806,396	3,746,460
			<u>4,562,565</u>	<u>4,503,512</u>
Petroplex Inv Holdings LLC				
A leading provider of acidizing services to E&P customers in the Permian Basin.				
Limited Liability Company Unit	1.51% int.	*	419,207	32,753
* 11/29/12 and 12/20/16.				

CONSOLIDATED SCHEDULE OF INVESTMENTS (CONTINUED)**March 31, 2022****(Unaudited)**

Corporate Restricted Securities - (A) (Continued)	Principal Amount, Shares, Units or Ownership Percentage	Acquisition Date	Cost	Fair Value
Polara (VSC Polara LLC)				
A manufacturer of pedestrian traffic management and safety systems, including accessible pedestrian signals, "push to walk" buttons, and related "traffic" control units.				
5.75% First Lien Term Loan due 12/03/2027 (LIBOR + 4.750%) (G)				
	\$ 1,915,148	12/03/21	\$ 1,660,831	\$ 1,628,109
Limited Liability Company Unit (F)	1,528 uts.	12/03/21	152,817	152,817
			<u>1,813,648</u>	<u>1,780,926</u>
Polytex Holdings LLC				
A manufacturer of water based inks and related products serving primarily the wall covering market.				
13.9% (7.9% PIK) Senior Subordinated Note due 12/31/2024 (D)				
	\$ 2,170,983	07/31/14	2,159,212	1,963,654
Limited Liability Company Unit	300,485 uts.	07/31/14	300,485	-
Limited Liability Company Unit Class F	75,022 uts.	*	50,322	-
			<u>2,510,019</u>	<u>1,963,654</u>
* 09/28/17 and 02/15/18.				
Portfolio Group				
A provider of professional finance and insurance products to automobile dealerships, delivering a suite of offerings that supplement earnings derived from vehicle transactions.				
7.00% First Lien Term Loan due 12/02/2025 (LIBOR + 6.000%) (G)				
	\$ 2,971,500	11/15/21	1,914,172	1,904,070
PPC Event Services				
A special event equipment rental business.				
Preferred Stock Series P-1 (B)	144 shs.	07/21/20	144,094	428,352
Common Stock (B)	346,824 shs.	07/21/20	-	22,244
16.00% Term Loan due 05/28/2023 (D)	\$ 1,606,330	07/21/20	1,250,791	1,395,901
8.00% Term Loan due 05/28/2023 (D)	\$ 1,585,144	07/21/20	1,251,704	1,322,010
Limited Liability Company Unit (B)	7,000 uts.	11/20/14	350,000	-
Limited Liability Company Unit Series A-1 (B)	689 uts.	03/16/16	86,067	-
			<u>3,082,656</u>	<u>3,168,507</u>
ProfitOptics				
A software development and consulting company that delivers solutions via its proprietary software development platform, Catalyst.				
Limited Liability Company Unit	193,548 uts.	3/15/2022	129,032	129,097
8.00% Senior Subordinated Note due 02/15/2029	\$ 64,516	3/15/2022	64,516	64,516
6.50% Term Loan due 02/15/2028 (LIBOR + 5.750%) (G)	1,802,903	3/15/2022	1,380,032	1,379,748
			<u>1,573,580</u>	<u>1,573,361</u>

CONSOLIDATED SCHEDULE OF INVESTMENTS (CONTINUED)

March 31, 2022

(Unaudited)

Corporate Restricted Securities - (A) (Continued)	Principal Amount, Shares, Units or Ownership Percentage	Acquisition Date	Cost	Fair Value
Recovery Point Systems, Inc.				
A provider of IT infrastructure, colocation and cloud based resiliency services.				
7.50% Term Loan due 07/31/2026 (LIBOR + 6.500%)	\$ 2,780,223	08/12/20	\$ 2,739,769	\$ 2,757,981
Limited Liability Company Unit (F)	44,803 uts.	03/05/21	44,803	30,067
			<u>2,784,572</u>	<u>2,788,048</u>
RedSail Technologies				
A provider of pharmacy management software solutions for independent pharmacies and long-term care facilities.				
5.50% Term Loan due 10/27/2026 (LIBOR + 4.750%)	\$ 3,325,927	12/09/20	3,261,222	3,292,668
ReelCraft Industries, Inc.				
A designer and manufacturer of heavy-duty reels for diversified industrial, mobile equipment OEM, auto aftermarket, government/military and other end markets.				
Limited Liability Company Unit Class B	595,745 uts.	11/13/17	374,731	1,517,065
Renovation Brands (Renovation Parent Holdings, LLC)				
A portfolio of seven proprietary brands that sell various home improvement products primarily through the e-Commerce channel.				
Limited Liability Company Unit	78,947 uts.	09/29/17	78,947	78,947
6.50% Term Loan due 08/16/2027 (LIBOR + 5.500%)	\$ 1,941,748	11/15/21	1,896,371	1,899,317
			<u>1,975,318</u>	<u>1,978,264</u>
Resonetics, LLC				
A provider of laser micro-machining manufacturing services for medical device and diagnostic companies.				
7.75% Second Lien Term Loan due 04/28/2029 (LIBOR + 7.000%)	\$ 1,120,000	11/15/21	1,098,728	1,100,421
7.75% Second Lien Term Loan due 04/28/2029 (LIBOR + 7.000%)	\$ 3,500,000	04/28/21	3,438,097	3,438,817
			<u>4,536,825</u>	<u>4,539,238</u>
REVSpring, Inc.				
A provider of accounts receivable management and revenue cycle management services to customers in the healthcare, financial and utility industries.				
9.26% Second Lien Term Loan due 10/11/2026 (LIBOR + 8.250%)	\$ 3,500,000	10/11/18	3,440,565	3,500,000
Rock-it Cargo				
A provider of specialized international logistics solutions to the music touring, performing arts, live events, fine art and specialty industries.				
6.00% Term Loan due 06/22/2024 (LIBOR + 5.000% Cash)	\$ 4,966,392	07/30/18	4,919,129	4,201,568

CONSOLIDATED SCHEDULE OF INVESTMENTS (CONTINUED)**March 31, 2022****(Unaudited)**

Corporate Restricted Securities - (A) (Continued)	Principal Amount, Shares, Units or Ownership Percentage	Acquisition Date	Cost	Fair Value
ROI Solutions				
Call center outsourcing and end user engagement services provider.				
6.00% Term Loan due 07/31/2024 (LIBOR + 5.000%) (G)	\$ 3,702,981	07/31/18	\$ 2,431,338	\$ 2,460,158
RPX Corp				
A provider of subscription services that help member companies mitigate the risk of patent disputes and reduce the cost of patent litigation.				
7.00% Term Loan due 10/23/2025 (LIBOR + 6.000%)	\$ 4,955,719	*	4,869,940	4,863,096
* 10/22/20 and 09/28/21.				
Ruffalo Noel Levitz				
A provider of enrollment management, student retention and career services, and fundraising management for colleges and universities.				
7.00% Term Loan due 05/29/2022 (LIBOR + 6.000%)	\$ 2,551,053	01/08/19	2,549,259	2,551,053
Safety Products Holdings, Inc.				
A manufacturer of highly engineered safety cutting tools.				
7.00% Term Loan due 12/15/2026 (LIBOR + 6.000%)	\$ 3,393,093	12/15/20	3,333,167	3,386,307
Common Stock (B)	59 shs.	12/16/20	59,372	81,640
			3,392,539	3,467,947
Sandvine Corporation				
A provider of active network intelligence solutions.				
8.46% Second Lien Term Loan due 11/02/2026 (LIBOR + 8.000%)	\$ 3,500,000	11/01/18	3,449,812	3,500,000
Sara Lee Frozen Foods				
A provider of frozen bakery products, desserts and sweet baked goods.				
5.50% First Lien Term Loan due 07/30/2025 (LIBOR + 4.500%)	\$ 3,722,125	07/27/18	3,682,298	3,424,355
Scaled Agile, Inc.				
A provider of training and certifications for IT professionals focused on software development.				
6.50% Term Loan due 12/15/2027 (LIBOR + 5.500%) (G)	\$ 3,500,000	12/16/21	2,380,155	2,415,583

CONSOLIDATED SCHEDULE OF INVESTMENTS (CONTINUED)**March 31, 2022****(Unaudited)**

Corporate Restricted Securities - (A) (Continued)	Principal Amount, Shares, Units or Ownership Percentage	Acquisition Date	Cost	Fair Value
SEKO Worldwide, LLC				
A third-party logistics provider of ground, ocean, air and home delivery forwarding services.				
6.00% Term Loan due 12/30/2026 (LIBOR + 5.000%) (G)				
	\$ 3,470,091	12/30/20	\$ 2,943,239	\$ 2,969,948
Smart Bear				
A provider of web-based tools for software development, testing and monitoring.				
8.51% Second Lien Term Loan due 11/10/2028 (LIBOR + 7.500%)				
	\$ 3,500,000	03/02/21	3,415,893	3,438,183
Smartling, Inc.				
A provider in SaaS-based translation management systems and related translation services.				
6.75% Term Loan due 10/26/2027 (LIBOR + 5.750%) (G)				
	\$ 3,500,000	11/03/21	2,816,981	2,821,946
Specified Air Solutions (dba Madison Indoor Air Solutions)				
A manufacturer and distributor of heating, dehumidification and other air quality solutions.				
Limited Liability Company Unit (B)				
	1,474,759 uts.	02/20/19	4,663,774	22,399,080
Springbrook Software				
A provider of vertical-market enterprise resource planning software and payments platforms focused on the local government end-market.				
6.76% Term Loan due 12/20/2026 (LIBOR + 5.750%)				
	\$ 3,398,842	12/23/19	2,724,626	2,705,319
Stackline				
An e-commerce data company that tracks products sold through online retailers.				
8.75% Term Loan due 07/30/2028 (LIBOR + 7.750%)				
	\$ 3,568,174	07/29/21	3,506,425	3,512,653
Common Stock (B)				
	2,720 shs.	07/30/21	85,374	129,074
			3,591,799	3,641,727
Standard Elevator Systems				
A scaled manufacturer of elevator components combining four elevator companies, Standard Elevator Systems, EMI Porta, Texacone, and ZZIPCO.				
6.50% First Lien Term Loan due 12/02/2027 (LIBOR + 5.750%) (G)				
	\$ 3,500,000	12/02/21	2,076,546	2,080,426

CONSOLIDATED SCHEDULE OF INVESTMENTS (CONTINUED)**March 31, 2022****(Unaudited)**

Corporate Restricted Securities - (A) (Continued)	Principal Amount, Shares, Units or Ownership Percentage	Acquisition Date	Cost	Fair Value
Strahman Holdings Inc.				
A manufacturer of industrial valves and wash down equipment for a variety of industries, including chemical, petrochemical, polymer, pharmaceutical, food processing, beverage and mining.				
Preferred Stock Series A (B)	317,935 shs.	12/13/13	\$ 317,935	\$ 359,267
Preferred Stock Series A-2 (B)	53,086 shs.	09/10/15	59,987	59,987
			<u>377,922</u>	<u>419,254</u>
Stratus Unlimited				
A nationwide provide of brand implementation services, including exterior and interior signage, refresh and remodel, and facility maintenance and repair.				
6.51% Term Loan due 06/08/2027 (LIBOR + 5.500%) (G)	\$ 1,893,414	07/02/21	1,513,951	1,519,097
Limited Liability Company Unit	149 uts.	06/30/21	149,332	146,778
			<u>1,663,283</u>	<u>1,665,875</u>
Sunvair Aerospace Group Inc.				
An aerospace maintenance, repair, and overhaul provider servicing landing gears on narrow body aircraft.				
12% (1% PIK) Senior Subordinated Note due 08/01/2024	\$ 4,082,559	*	4,025,539	4,019,141
Preferred Stock Series A (B)	58 shs.	12/21/20	144,411	158,905
Common Stock (B)	139 shs.	**	213,007	469,282
			<u>4,382,957</u>	<u>4,647,328</u>
* 07/31/15 and 12/21/20.				
** 07/31/15 and 11/08/17.				
Syntax Systems Ltd				
A cloud management service provider.				
6.25% Term Loan due 10/14/2028 (LIBOR + 5.500%) (G)	\$ 1,996,472	10/28/21	1,501,627	1,500,368
Tank Holding				
A manufacturer of proprietary rotational molded polyethylene and steel storage tanks and containers.				
6.75% Term Loan due 03/31/2028 (SOFR + 6.000%) (G)	\$ 1,000,000	03/31/22	933,874	933,863
Tencarva Machinery Company				
A distributor of mission critical, engineered equipment, replacement parts and services in the industrial and municipal end-markets.				
6.51% Term Loan due 12/20/2027 (LIBOR + 5.500%) (G)	\$ 4,114,175	12/20/21	2,940,467	2,943,850

CONSOLIDATED SCHEDULE OF INVESTMENTS (CONTINUED)

March 31, 2022

(Unaudited)

Corporate Restricted Securities - (A) (Continued)	Principal Amount, Shares, Units or Ownership Percentage	Acquisition Date	Cost	Fair Value
The Caprock Group (aka TA/TCG Holdings, LLC)				
A wealth manager focused on ultra-high-net-worth individuals, who have \$25-30 million of investable assets on average.				
8.05% Holdco PIK Note due 10/21/2028	\$ 2,333,333	10/28/21	\$ 2,289,486	\$ 2,293,277
5.26% Term Loan due 12/15/2027 (LIBOR + 4.250%) (G)	\$ 1,166,667	12/21/21	199,112	204,442
			<u>2,488,598</u>	<u>2,497,719</u>
The Hilb Group, LLC				
An insurance brokerage platform that offers insurance and benefits programs to middle-market companies throughout the Eastern seaboard.				
6.76% Term Loan due 09/30/2026 (LIBOR + 5.750%)	\$ 3,460,168	*	3,401,454	3,382,553
* 12/02/19 and 12/10/20.				
Therma-Stor Holdings LLC				
A designer and manufacturer of dehumidifiers and water damage restoration equipment for residential and commercial applications.				
Limited Liability Company Unit (B)	39,963 uts.	11/30/17	-	21,705
Transit Technologies LLC				
A software platform for the transportation market that offers end-to-end software solutions focused on operations, fleet management and telematics services.				
5.75% Term Loan due 02/10/2025 (LIBOR + 4.750%)	\$ 1,623,627	02/13/20	1,607,333	1,565,176
Trident Maritime Systems				
A leading provider of turnkey marine vessel systems and solutions for government and commercial new ship construction as well as repair, refurbishment, and retrofit markets worldwide.				
6.51% Unitranche Term Loan due 02/19/2026 (LIBOR + 5.500%)	\$ 3,473,750	02/25/21	3,426,294	3,473,750
Tristar Global Energy Solutions, Inc.				
A hydrocarbon and decontamination services provider serving refineries worldwide.				
12.5% (1.5% PIK) Senior Subordinated Note due 06/30/2024 (D)	\$ 2,444,733	01/23/15	2,442,764	2,202,704

CONSOLIDATED SCHEDULE OF INVESTMENTS (CONTINUED)

March 31, 2022

(Unaudited)

Corporate Restricted Securities - (A) (Continued)	Principal Amount, Shares, Units or Ownership Percentage	Acquisition Date	Cost	Fair Value
Truck-Lite				
A leading provider of harsh environment LED safety lighting, electronics, filtration systems, and telematics for a wide range of commercial vehicles, specialty vehicles, final mile delivery vehicles, off-road/off-highway, marine, and other adjacent harsh environment markets.				
7.26% First Lien Term Loan due 04/28/2029 (LIBOR + 6.250%)	\$ 515,227	11/15/21	\$ 505,558	\$ 506,983
7.26% Term Loan due 12/02/2026 (LIBOR + 6.250%) (G)	\$ 4,473,587	*	3,824,783	3,818,844
			<u>4,330,341</u>	<u>4,325,827</u>
* 12/13/2019 and 11/15/2021.				
Trystar, Inc.				
A niche manufacturer of temporary power distribution products for the power rental, industrial, commercial utility and back-up emergency markets.				
6.25% Term Loan due 10/01/2023 (LIBOR + 5.250%)	\$ 4,607,696	09/28/18	4,580,692	4,533,973
6.25% Term Loan due 09/28/2023 (LIBOR + 5.250%)	\$ 374,660	10/27/21	369,443	368,665
Limited Liability Company Unit (B) (F)	115 uts.	09/28/18	124,682	105,085
			<u>5,074,817</u>	<u>5,007,723</u>
Turnberry Solutions, Inc.				
A provider of technology consulting services.				
7.00% Term Loan due 07/30/2026 (SOFR + 6.000%)	\$ 3,381,020	07/29/21	3,322,472	3,313,400
U.S. Legal Support, Inc.				
A provider of court reporting, record retrieval and other legal supplemental services.				
6.26% Term Loan due 11/12/2024 (LIBOR + 5.250%)	\$ 4,336,263	*	4,297,684	4,249,538
* 11/29/18 and 03/25/19.				
UroGPO, LLC				
A group purchasing organization that connects pharmaceutical companies with urology practices to facilitate the purchase of pharmaceutical drugs for discounted prices.				
6.75% Term Loan due 12/15/2026 (LIBOR + 5.750%)	\$ 4,633,333	12/14/20	4,560,630	4,633,333
VitalSource				
A provider of digital fulfillment software for the higher education sector.				
6.25% Term Loan due 06/01/2028 (LIBOR + 5.500%)	\$ 3,437,500	06/01/21	3,376,924	3,437,500
Limited Liability Company Unit (B) (F)	3,837 uts.	06/01/21	38,367	66,086
			<u>3,415,291</u>	<u>3,503,586</u>

CONSOLIDATED SCHEDULE OF INVESTMENTS (CONTINUED)**March 31, 2022****(Unaudited)**

Corporate Restricted Securities - (A) (Continued)	Principal Amount, Shares, Units or Ownership Percentage	Acquisition Date	Cost	Fair Value
VP Holding Company				
A provider of school transportation services for special-needs and homeless children in Massachusetts and Connecticut.				
5.96% First Lien Term Loan due 05/22/2024 (LIBOR + 5.500%)	\$ 4,860,686	05/17/18	\$ 4,826,016	\$ 4,763,472
Westminster Acquisition LLC				
A manufacturer of premium, all-natural oyster cracker products sold under the Westminster and Olde Cape Cod brands.				
Limited Liability Company Unit (B) (F)	751,212 uts.	08/03/15	751,212	150,918
Wolf-Gordon, Inc.				
A designer and specialty distributor of wallcoverings and related building products, including textiles, paint, and writeable surfaces.				
Common Stock (B)	318 shs.	01/22/16	126,157	532,133
Woodland Foods, Inc.				
A provider of specialty dry ingredients such as herbs & spices, rice & grains, mushrooms & truffles, chilies, and other ingredients to customers within the industrial, foodservice, and retail end-markets.				
6.50% Term Loan due 11/30/2027 (LIBOR + 5.500%) (G)	\$ 2,508,721	12/01/21	2,145,126	2,147,928
Limited Liability Company Unit (F)	303 uts.	09/29/17	303,379	303,379
			<u>2,448,505</u>	<u>2,451,307</u>
World 50, Inc.				
A provider of exclusive peer-to-peer networks for C-suite executives at leading corporations.				
6.25% Term Loan due 01/10/2026 (LIBOR + 5.250%)	\$ 631,022	09/21/20	617,528	629,760
5.50% Term Loan due 12/31/2025 (LIBOR + 4.500%)	\$ 2,510,123	01/09/20	2,470,595	2,470,381
			<u>3,088,123</u>	<u>3,100,141</u>
Ziyad				
An end-to-end importer, brand manager, value-added processor, and distributor of Middle Eastern and Mediterranean foods.				
Limited Liability Company Unit (F)	65 uts.	02/09/22	65,036	65,040
6.00% First Lien Term Loan due 02/09/2028 (LIBOR + 5.000%) (G)	2,087,904	02/09/22	1,111,161	1,110,189
			<u>1,176,197</u>	<u>1,175,229</u>
Total Private Placement Investments (E)			\$ 330,642,067	\$ 344,949,138

CONSOLIDATED SCHEDULE OF INVESTMENTS (CONTINUED)**March 31, 2022****(Unaudited)**

Corporate Restricted Securities: (A) (Continued)	Interest Rate	Maturity Date	Shares or Principal Amount	Cost	Market Value
Rule 144A Securities - 3.80%: (H)					
Bonds - 3.80%					
American Airlines Inc.	11.750%	07/15/25	\$ 1,000,000	\$ 992,905	\$ 1,167,490
Coronado Finance Pty Ltd.	10.750	05/15/26	492,000	484,057	527,055
CSC Holdings LLC	5.000	11/15/31	1,250,000	1,035,729	1,047,325
CVR Energy Inc.	5.750	09/14/27	1,000,000	922,256	948,410
Houghton Mifflin Harcourt	9.000	02/15/25	1,000,000	987,981	1,045,000
Neptune Energy Bondco PLC	6.625	05/15/25	1,000,000	990,518	1,005,490
Picou Holdings LLC	10.000	12/31/24	1,000,000	915,409	1,026,250
Prime Security Services, LLC	6.250	01/15/28	1,200,000	1,082,543	1,174,314
Scientific Games Holdings LP	6.625	03/01/30	960,000	960,000	946,349
Terrier Media Buyer, Inc.	8.875	12/15/27	1,020,000	983,331	1,037,850
The Manitowoc Company, Inc.	9.000	04/01/26	1,000,000	985,706	1,042,690
Trident TPI Holdings Inc.	9.250	08/01/24	1,000,000	983,374	1,005,000
Verscend Holding Corp.	9.750	08/15/26	965,000	1,010,929	1,003,600
Total Bonds				<u>12,334,738</u>	<u>12,976,823</u>
Common Stock - 0.00%					
TherOX, Inc. (B)			6	-	-
Touchstone Health Partnership (B)			1,168	-	-
Total Common Stock				<u>-</u>	<u>-</u>
Total Rule 144A Securities				<u>12,334,738</u>	<u>12,976,823</u>
Total Corporate Restricted Securities				<u>\$ 342,976,805</u>	<u>\$ 357,925,961</u>

CONSOLIDATED SCHEDULE OF INVESTMENTS (CONTINUED)

March 31, 2022

(Unaudited)

Corporate Public Securities - 2.66%: (A)	LIBOR Spread	Interest Rate	Maturity Date	Shares or Principal Amount	Cost	Market Value
Bank Loans - 2.14%						
Almonde, Inc.	7.250%	8.250%	06/13/25	\$ 940,734	\$ 948,303	\$ 923,829
Alpine US Bidco LLC	9.000	9.750	04/28/29	1,270,956	1,237,016	1,232,826
Edelman Financial Services	6.750	7.199	06/08/26	258,914	258,216	254,771
Front Line Power Construction LLC	2.500	13.500	11/01/28	450,000	435,357	436,500
Kenan Advantage Group Inc.	7.250	8.250	08/17/27	1,228,634	1,196,295	1,185,632
Magenta Buyer LLC	8.250	9.000	05/03/29	1,006,667	996,694	995,342
STS Operating, Inc.	8.000	9.000	04/25/26	1,000,000	1,010,000	967,500
Syncsort Incorporated	7.250	8.000	04/23/29	444,444	441,397	435,778
Wastequip, LLC	7.750	8.750	02/27/26	1,000,000	990,055	880,000
Total Bank Loans					7,513,333	7,312,178
Bonds - 0.49%						
Genesis Energy, L.P.		6.500	10/01/25	675,000	650,040	665,753
Triumph Group, Inc.		7.750	08/15/25	1,000,000	1,004,648	1,007,380
Total Bonds					1,654,688	1,673,133
Common Stock - 0.03%						
Chase Packaging Corporation (B)				9,541	-	1,574
Orbital Energy Group Inc.				5,720	14,643	10,525
Tourmaline Oil Corp				103,618	-	82,957
Total Common Stock					14,643	95,056
Total Corporate Public Securities					\$ 9,182,664	\$ 9,080,367
Total Investments		107.55%			\$ 352,159,469	\$ 367,006,328
Other Assets		5.48				18,708,348
Liabilities		(13.03)				(44,457,749)
Total Net Assets		100.00%				\$ 341,256,927

(A) In each of the convertible note, warrant, convertible preferred and common stock investments, the issuer has agreed to provide certain registration rights.

(B) Non-income producing security.

(C) Security valued at fair value using methods determined in good faith by or under the direction of the Board of Trustees.

(D) Defaulted security; interest not accrued.

(E) Illiquid securities. As of March 31, 2022 the value of these securities amounted to \$344,949,138 or 101.08% of net assets.

(F) Held in CI Subsidiary Trust.

(G) A portion of these securities contain unfunded commitments. As of March 31, 2022, total unfunded commitments amounted to \$23,130,235 and had unrealized appreciation of \$19,265 or 0.01% of net assets. See Note 7.

(H) Security exempt from registration under Rule 144a of the Securities Act of 1933. These securities may only be resold in transactions exempt from registration, normally to qualified institutional buyers.

PIK - Payment-in-kind

CONSOLIDATED SCHEDULE OF INVESTMENTS (CONTINUED)

March 31, 2022

(Unaudited)

Industry Classification:	Fair Value/ Market Value	Fair Value/ Market Value	
AEROSPACE & DEFENSE - 5.59%		CONSUMER CYCLICAL SERVICES - 6.59%	
CTS Engines	\$ 2,765,616	Accelerate Learning	\$ 3,434,430
Dart Buyer, Inc.	3,154,114	LYNX Franchising	4,876,588
Narda-MITEQ (JFL-Narda Partners, LLC)	3,025,111	MeTEOR Education LLC	4,064,631
Sunvair Aerospace Group Inc.	4,647,328	PPC Event Services	3,168,507
Trident Maritime Systems	3,473,750	Prime Security Services, LLC	1,174,314
Trident TPI Holdings Inc.	1,005,000	ROI Solutions	2,460,158
Triumph Group, Inc.	1,007,380	Turnberry Solutions, Inc.	3,313,400
	<u>19,078,299</u>		<u>22,492,028</u>
AIRLINES - 1.35%		CONSUMER PRODUCTS - 2.79%	
American Airlines Inc.	1,167,490	AMS Holding LLC	588,006
Echo Logistics	3,447,442	Blue Wave Products, Inc.	434,608
	<u>4,614,932</u>	Elite Sportswear Holding, LLC	-
AUTOMOTIVE - 3.48%		gloProfessional Holdings, Inc.	2,007,392
Aurora Parts & Accessories LLC	719,313	Handi Quilter Holding Company (Premier Needle Arts)	1,075,798
English Color & Supply LLC	4,348,362	HHI Group, LLC	1,102,348
JF Petroleum Group	1,355,492	Jones Fish	2,220,423
Omega Holdings	1,132,601	Manhattan Beachwear Holding Company	-
Truck-Lite	4,325,827	Master Cutlery LLC	116,326
	<u>11,881,595</u>	Renovation Brands (Renovation Parent Holdings, LLC)	1,978,264
BROKERAGE, ASSET MANAGERS & EXCHANGES - 1.72%			<u>9,523,165</u>
The Caprock Group	2,497,719	DIVERSIFIED MANUFACTURING - 7.62%	
The Hilb Group, LLC	3,382,553	Advanced Manufacturing Enterprises LLC	-
	<u>5,880,272</u>	F G I Equity LLC	4,417,699
BUILDING MATERIALS - 1.10%		MNS Engineers, Inc.	2,555,696
Decks Direct, LLC	3,235,893	Reelcraft Industries, Inc.	1,517,065
Wolf-Gordon, Inc.	532,133	Resonetics, LLC	4,539,238
	<u>3,768,026</u>	Safety Products Holdings, Inc.	3,467,947
CABLE & SATELLITE - 0.31%		Standard Elevator Systems	2,080,426
CSC Holdings LLC	1,047,325	Strahman Holdings Inc.	419,254
	<u>1,047,325</u>	Tank Holding	933,863
CHEMICALS - 1.24%		The Manitowoc Company, Inc.	1,042,690
Kano Laboratories LLC	2,274,431	Therma-Stor Holdings LLC	21,705
Polytex Holdings LLC	1,963,654	Trystar, Inc.	5,007,723
	<u>4,238,085</u>		<u>26,003,306</u>
CONSTRUCTION MACHINERY - 0.00%		ELECTRIC - 1.18%	
Orbital Energy Group Inc.	10,525	Dwyer Instruments, Inc.	1,706,102
	<u>10,525</u>	Electric Power Systems International, Inc.	2,323,078
			<u>4,029,180</u>

See Notes to Consolidated Financial Statements

CONSOLIDATED SCHEDULE OF INVESTMENTS (CONTINUED)

March 31, 2022

(Unaudited)

Industry Classification: (Continued)	Fair Value/ Market Value	Fair Value/ Market Value	
ENVIRONMENTAL - 1.37%		INDUSTRIAL OTHER - 14.90%	
ENTACT Environmental Services, Inc.	\$ 2,056,542	Aftermath, Inc.	\$ 3,419,181
Marshall Excelsior Co.	1,083,132	ASPEQ Holdings	2,353,438
Northstar Recycling	1,533,138	Concept Machine Tool Sales, LLC	1,162,923
	<u>4,672,812</u>	E.S.P. Associates, P.A.	621,756
FINANCIAL COMPANIES - 0.56%		Front Line Power Construction LLC	436,500
Portfolio Group	<u>1,904,070</u>	IGL Holdings III Corp.	3,041,149
FINANCIAL OTHER - 0.93%		IM Analytics Holdings, LLC	1,720,279
Cogency Global	1,839,878	Industrial Service Solutions	1,763,839
Edelman Financial Services	254,771	Media Recovery, Inc.	1,016,615
National Auto Care	1,066,284	PB Holdings LLC	1,564,561
	<u>3,160,933</u>	Polara	1,780,926
FOOD & BEVERAGE - 4.50%		Specified Air Solutions (dba Madison Indoor Air Solutions)	22,399,080
Alpine US Bidco LLC	1,232,826	Stratus Unlimited	1,665,875
Del Real LLC	2,648,141	STS Operating, Inc.	967,500
PANOS Brands LLC	4,284,893	Tencarva Machinery Company	2,943,850
Sara Lee Frozen Foods	3,424,355	Wastequip, LLC	880,000
Westminster Acquisition LLC	150,918	World 50, Inc.	3,100,141
Woodland Foods, Inc.	2,451,307		<u>50,837,613</u>
Ziyad	1,175,229	LOCAL AUTHORITY - 0.87%	
	<u>15,367,669</u>	LeadsOnline	<u>2,984,945</u>
GAMING - 0.28%		MEDIA & ENTERTAINMENT - 3.91%	
Scientific Games Holdings LP	<u>946,349</u>	Advantage Software	203,749
HEALTHCARE - 6.31%		BrightSign	2,867,385
Cadence, Inc.	2,118,299	Cadent, LLC	1,852,753
Ellkay	1,440,686	DistroKid	3,435,765
GD Dental Services LLC	68,158	HOP Entertainment LLC	-
Heartland Veterinary Partners	3,193,357	Houghton Mifflin Harcourt	1,045,000
Home Care Assistance, LLC	1,740,581	Music Reports, Inc.	2,886,936
Navia Benefit Solutions, Inc.	2,343,225	Terrier Media Buyer, Inc.	1,037,850
RedSail Technologies	3,292,668		<u>13,329,438</u>
Office Ally (OA TOPCO, LP)	1,706,637	METALS & MINING - 0.46%	
TherOX, Inc.	-	Coronado Finance Pty Ltd.	527,055
Touchstone Health Partnership	-	Picou Holdings LLC	1,026,250
UroGPO, LLC	4,633,333		<u>1,553,305</u>
Verscend Holding Corp.	1,003,600	MIDSTREAM - 0.20%	
	<u>21,540,544</u>	Genesis Energy, L.P.	<u>665,753</u>
INDEPENDENT - 0.29%		OIL FIELD SERVICES - 0.03%	
Neptune Energy Bondco PLC	<u>1,005,490</u>	Petroplex Inv Holdings LLC	32,753

See Notes to Consolidated Financial Statements

CONSOLIDATED SCHEDULE OF INVESTMENTS (CONTINUED)**March 31, 2022****(Unaudited)**

Industry Classification: (Continued)	Fair Value/ Market Value		Fair Value/ Market Value
Tourmaline Oil Corp	\$ 82,957	Smart Bear	\$ 3,438,183
	<u>115,710</u>	Smartling, Inc.	2,821,946
PACKAGING - 0.93%		Springbrook Software	2,705,319
ASC Holdings, Inc.	1,496,317	Stackline	3,641,727
Brown Machine LLC	1,683,308	Syncsort Incorporated	435,778
Chase Packaging Corporation	<u>1,574</u>	Syntax Systems Ltd	1,500,368
	<u>3,181,199</u>	Transit Technologies LLC	1,565,176
PAPER - 0.73%		U.S. Legal Support, Inc.	4,249,538
Dunn Paper	<u>2,481,500</u>	VitalSource	<u>3,503,586</u>
			<u>90,052,953</u>
PROPERTY AND CASUALTY - 0.93%		TRANSPORTATION SERVICES - 10.06%	
Pearl Holding Group	<u>3,148,167</u>	AIT Worldwide Logistics, Inc.	3,535,943
REFINING - 0.92%		BDP International, Inc.	4,936,313
CVR Energy Inc.	948,410	eShipping	2,646,371
MES Partners, Inc.	-	FragilePAK	2,185,289
Tristar Global Energy Solutions, Inc.	<u>2,202,704</u>	Kenan Advantage Group Inc.	1,185,632
	<u>3,151,114</u>	Omni Logistics, LLC	3,411,978
TECHNOLOGY - 26.39%		Pegasus Transtech Corporation	4,503,512
1WorldSync, Inc.	4,940,501	Rock-it Cargo	4,201,568
Almonde, Inc.	923,829	SEKO Worldwide, LLC	2,969,948
Amtech Software	1,056,427	VP Holding Company	<u>4,763,472</u>
Audio Precision	3,686,000		<u>34,340,026</u>
Best Lawyers (Azalea Investment Holdings, LLC)	2,766,296	Total Investments - 107.55%	
CAi Software	4,438,507	(Cost - \$352,159,469)	\$ 367,006,328
Cash Flow Management	1,788,600		
Claritas Holdings, Inc.	3,190,453		
CloudWave	3,241,757		
Command Alkon	4,273,238		
EFI Productivity Software	1,817,311		
Follett School Solutions	3,426,854		
GraphPad Software, Inc.	5,217,945		
Magenta Buyer LLC	995,342		
Options Technology Ltd	3,237,131		
ProfitOptics	1,573,361		
Recovery Point Systems, Inc.	2,788,048		
REVSpring, Inc.	3,500,000		
RPX Corp	4,863,096		
Ruffalo Noel Levitz	2,551,053		
Sandvine Corporation	3,500,000		
Scaled Agile, Inc.	2,415,583		

See Notes to Consolidated Financial Statements

NOTES TO CONSOLIDATED FINANCIAL STATEMENTS

(Unaudited)

1. History

Barings Corporate Investors (the "Trust") commenced operations in 1971 as a Delaware corporation. Pursuant to an Agreement and Plan of Reorganization dated November 14, 1985, approved by shareholders, the Trust was reorganized as a Massachusetts business trust under the laws of the Commonwealth of Massachusetts, effective November 28, 1985.

The Trust is a diversified closed-end management investment company. Barings LLC ("Barings"), a wholly-owned indirect subsidiary of Massachusetts Mutual Life Insurance Company ("MassMutual"), acts as its investment adviser. The Trust's investment objective is to maintain a portfolio of securities providing a current yield and, when available, an opportunity for capital gains. The Trust's principal investments are privately placed, below-investment grade, long-term debt obligations including bank loans and mezzanine debt instruments. Such direct placement securities may, in some cases, be accompanied by equity features such as common stock, preferred stock, warrants, conversion rights, or other equity features. The Trust typically purchases these investments, which are not publicly tradable, directly from their issuers in private placement transactions. These investments are typically made to small or middle market companies. In addition, the Trust may invest, subject to certain limitations, in marketable debt securities (including high yield and/or investment grade securities) and marketable common stocks. Below-investment grade or high yield securities have predominantly speculative characteristics with respect to the capacity of the issuer to pay interest and repay capital.

On January 27, 1998, the Board of Trustees authorized the formation of a wholly-owned subsidiary of the Trust ("CI Subsidiary Trust") for the purpose of holding certain investments. The results of CI Subsidiary Trust are consolidated in the accompanying financial statements. Footnote 2.D below discusses the Federal tax consequences of the CI Subsidiary Trust.

2. Significant Accounting Policies

The following is a summary of significant accounting policies followed consistently by the Trust in the preparation of its consolidated financial statements in conformity with accounting principles generally accepted in the United States of America ("U.S. GAAP").

The Trustees have determined that the Trust is an investment company in accordance with Accounting Standards Codification ("ASC") 946, *Financial Services – Investment Companies*, for the purpose of financial reporting.

A. Fair Value Measurements:

Under U.S. GAAP, fair value represents the price that should be received to sell an asset (exit price) in an orderly transaction between willing market participants at the measurement date.

Determination of Fair Value

The determination of the fair value of the Trust's investments is the responsibility of the Trust's Board of Trustees (the "Trustees"). The Trustees have adopted procedures for the valuation of the Trust's securities and have delegated responsibility for applying those procedures to Barings. Barings has established a Pricing Committee which is responsible for setting the guidelines used in following the procedures adopted by the Trustees and ensuring that those guidelines are being followed. Barings considers all relevant factors that are reasonably available, through either public information or information directly available to Barings, when determining the fair value of a security. The Trustees meet at least once each quarter to approve the value of the Trust's portfolio securities as of the close of business on the last business day of the preceding quarter. This valuation requires the approval of a majority of the Trustees of the Trust, including a majority of the Trustees who are not interested persons of the Trust or of Barings. In approving valuations, the Trustees will consider reports by Barings analyzing each portfolio security in accordance with the procedures and guidelines referred to above, which include the relevant factors referred to below. Barings has agreed to provide such reports to the Trust at least quarterly. The consolidated financial statements include private placement restricted securities valued at \$344,949,138 (101.08% of net assets) as of March 31, 2022, the values of which have been estimated by the Trustees based on the process described above in the absence of readily ascertainable market values. Due to the inherent uncertainty of valuation, those estimated values may differ significantly from the values that would have been used had a ready market for the securities existed, and the differences could be material.

Independent Valuation Process

The fair value of bank loans and equity investments that are unsyndicated or for which market quotations are not readily available, including middle-market bank loans, will be submitted to an independent provider to perform an independent valuation on those bank loans and equity investments as of the end of each quarter. Such bank loans and equity investments will be held at cost until such time as they are sent to the valuation provider for an initial valuation subject to override by the Adviser should it determine that there have been material changes in interest rates and/or the credit quality of the issuer. The independent valuation provider applies various methods (synthetic rating analysis, discounting cash flows, and re-underwriting analysis) to establish the rate of return a market participant would require (the "discount rate") as of the valuation date, given market conditions, prevailing lending standards and the perceived credit quality of the issuer. Future expected cash flows for each investment are discounted back to present value using these discount rates in the discounted cash flow analysis. A range of value will be provided by the valuation provider and the Adviser will determine the point within that range that it will use in making valuation recommendations to the

NOTES TO CONSOLIDATED FINANCIAL STATEMENTS (CONTINUED)**(Unaudited)**

Trustees, and will report to the Trustees on its rationale for each such determination. The Adviser will continue to use its internal valuation model as a comparison point to validate the price range provided by the valuation provider and, where applicable, in determining the point within that range that it will use in making valuation recommendations to the Trustees. If the Advisers' Pricing Committee disagrees with the price range provided, it may make a fair value recommendation to the Trustees that is outside of the range provided by the independent valuation provider, and will notify the Trustees of any such override and the reasons therefore. In certain instances, the Trust may determine that it is not cost-effective, and as a result is not in the shareholders' best interests, to request the independent valuation firm to perform the Procedures on certain investments. Such instances include, but are not limited to, situations where the fair value of the investment in the portfolio company is determined to be insignificant relative to the total investment portfolio. Finally, the Trustees determined in good faith that the Trust's investments were valued at fair value in accordance with the Trust's valuation policies and procedures and the 1940 Act based on, among other things, the input of Barings, the Trust's Audit Committee and the independent valuation firm.

Following is a description of valuation methodologies used for assets recorded at fair value:

Corporate Public Securities at Fair Value – Bank Loans, Corporate Bonds, Preferred Stocks and Common Stocks

The Trust uses external independent third-party pricing services to determine the fair values of its Corporate Public Securities. At March 31, 2022, 100% of the carrying value of these investments was from external pricing services. In the event that the primary pricing service does not provide a price, the Trust utilizes the pricing provided by a secondary pricing service.

Public debt securities generally trade in the over-the-counter market rather than on a securities exchange. The Trust's pricing services use multiple valuation techniques to determine fair value. In instances where significant market activity exists, the pricing services may utilize a market based approach through which quotes from market makers are used to determine fair value. In instances where significant market activity may not exist or is limited, the pricing services also utilize proprietary valuation models which may consider market characteristics such as benchmark yield curves, option adjusted spreads, credit spreads, estimated default rates, coupon rates, anticipated timing of principal underlying prepayments, collateral, and other unique security features in order to estimate the relevant cash flows, which are then discounted to calculate the fair value.

The Trust's investments in bank loans are normally valued at the bid quotation obtained from dealers in loans by an independent pricing service in accordance with the Trust's valuation policies and procedures approved by the Trustees.

Public equity securities listed on an exchange or on the NASDAQ National Market System are valued at the last quoted sales price of that day.

At least annually, Barings conducts reviews of the primary pricing vendors to validate that the inputs used in that vendors' pricing process are deemed to be market observable as defined in the standard. While Barings is not provided access to proprietary models of the vendors, the reviews have included on-site walk-throughs of the pricing process, methodologies and control procedures for each asset class and level for which prices are provided. The reviews also include an examination of the underlying inputs and assumptions for a sample of individual securities across asset classes, credit rating levels and various durations. In addition, the pricing vendors have an established challenge process in place for all security valuations, which facilitates identification and resolution of prices that fall outside expected ranges. Barings believes that the prices received from the pricing vendors are representative of prices that would be received to sell the assets at the measurement date (exit prices) and are classified appropriately in the hierarchy.

Corporate Restricted Securities at Fair Value – Bank Loans, Corporate Bonds

The fair value of certain notes is determined using an internal model that discounts the anticipated cash flows of those notes using a specific discount rate. Changes to that discount rate are driven by changes in general interest rates, probabilities of default and credit adjustments. The discount rate used within the models to discount the future anticipated cash flows is considered a significant unobservable input. Increases/ (decreases) in the discount rate would result in a (decrease)/ increase to the notes' fair value.

The fair value of certain distressed notes is based on an enterprise waterfall methodology which is discussed in the equity security valuation section below.

Corporate Restricted Securities at Fair Value – Common Stock, Preferred Stock and Partnerships & LLC's

The fair value of equity securities is determined using an enterprise waterfall methodology. Under this methodology, the enterprise value of the company is first estimated and that value is then allocated to the company's outstanding debt and equity securities based on the documented priority of each class of securities in the capital structure. Generally, the waterfall proceeds from senior debt, to senior and junior subordinated debt, to preferred stock, then finally common stock.

To estimate a company's enterprise value, the company's trailing twelve months earnings before interest, taxes, depreciation and amortization ("EBITDA") is multiplied by a valuation multiple.

Both the company's EBITDA and valuation multiple are considered significant unobservable inputs. Increases/ (decreases) to the company's EBITDA and/or valuation multiple would result in increases/ (decreases) to the equity value.

NOTES TO CONSOLIDATED FINANCIAL STATEMENTS (CONTINUED)

(Unaudited)

Short-Term Securities

Short-term securities with more than sixty days to maturity are valued at fair value, using external independent third-party services. Short-term securities, of sufficient credit quality, having a maturity of sixty days or less are valued at amortized cost, which approximates fair value.

New Accounting Pronouncement

In March 2020, the Financial Accounting Standards Board issued Accounting Standards Update 2020-04 ("ASU 2020-04")

"Reference Rate Reform (Topic 848): Facilitation of the Effects of Reference Rate Reform on Financial Reporting." This guidance provides optional expedients and exceptions for applying generally accepted accounting principles to contract modifications and hedging relationships, subject to meeting certain criteria, that reference LIBOR or another reference rate expected to be discontinued. ASU 2020-04 is effective for all entities as of March 12, 2020 through December 31, 2022. The Trust expects that the adoption of this guidance will not have a material impact on the Trust's financial position, result of operations or cash flows.

Fair Value Hierarchy

The Trust categorizes its investments measured at fair value in three levels, based on the inputs and assumptions used to determine fair value. These levels are as follows:

Level 1 – quoted prices in active markets for identical securities

Level 2 – other significant observable inputs (including quoted prices for similar securities, interest rates, prepayment speeds, credit risk, etc.)

Level 3 – significant unobservable inputs (including the Trust's own assumptions in determining the fair value of investments)

The following table summarizes the levels in the fair value hierarchy into which the Trust's financial instruments are categorized as of March 31, 2022.

The fair values of the Trust's investments disaggregated into the three levels of the fair value hierarchy based upon the lowest level of significant input used in the valuation as of March 31, 2022 are as follows:

Assets:	Total	Level 1	Level 2	Level 3
Restricted Securities				
Corporate Bonds	\$ 33,938,211	\$ -	\$ 12,976,823	\$ 20,961,388
Bank Loans	279,657,358	-	-	279,657,358
Common Stock - U.S.	2,775,084	-	-	2,775,084
Preferred Stock	3,441,022	-	-	3,441,022
Partnerships and LLCs	38,114,286	-	-	38,114,286
Public Securities				
Bank Loans	7,312,178		3,577,220	3,734,958
Corporate Bonds	1,673,133	-	1,673,133	-
Common Stock - U.S.	95,056	12,099	-	82,957
Preferred Stock	-	-	-	-
Total	\$ 367,006,328	\$ 12,099	\$ 18,227,176	\$ 348,767,053

See information disaggregated by security type and industry classification in the Consolidated Schedule of Investments.

NOTES TO CONSOLIDATED FINANCIAL STATEMENTS (CONTINUED)**(Unaudited)****Quantitative Information about Level 3 Fair Value Measurements**

The following table represents quantitative information about Level 3 fair value measurements as of March 31, 2022.

	Fair Value	Valuation Technique	Unobservable Inputs	Range	Weighted*
Bank Loans	\$ 238,837,818	Income Approach	Implied Spread	8.8% - 9.7%	9.3%
Corporate Bonds	\$ 18,709,473	Income Approach	Implied Spread	16.1% - 17.4%	16.8%
Equity Securities**	\$ 43,690,481	Enterprise Value Waterfall Approach	Valuation Multiple	5.5x to 55.0x	13.9x

Certain of the Trust's Level 3 equity securities investments may be valued using unadjusted inputs that have not been internally developed by the Trust, including recently purchased securities held at cost. As a result, fair value of assets of \$47,529,281 have been excluded from the preceding table.

* The weighted averages disclosed in the table above were weighted by relative fair value

** Including partnerships and LLC's

Following is a reconciliation of Level 3 assets for which significant unobservable inputs were used to determine fair value:

Assets:	Beginning balance at 12/31/2021	Included in earnings	Purchases	Sales	Prepayments	Transfers into Level 3	Transfers out of Level 3	Ending balance at 03/31/2022
Restricted Securities								
Corporate Bonds	\$ 19,812,561	\$ 1,028,815	\$ 120,012	\$ -	\$ -	\$ -	\$ -	\$ 20,961,388
Bank Loans	266,448,199	(878,599)	15,228,424	-	(1,140,666)	-	-	279,657,358
Common Stock - U.S.	2,597,553	283,837	76,794	(183,100)	-	-	-	2,775,084
Preferred Stock	3,555,582	(169,661)	55,101	-	-	-	-	3,441,022
Partnerships and LLCs	38,266,204	(363,966)	243,120	(31,072)	-	-	-	38,114,286
Public Securities								
Bank Loans	2,220,737	(74,278)	677,249	-	-	911,250	-	3,734,958
Preferred Stock								
Corporate Bonds	-	-	-	-	-	-	-	-
Common Stock	82,031	926	-	-	-	-	-	82,957
Short-term Securities	-	-	-	-	-	-	-	-
Total	\$ 332,982,867	\$ (172,926)	\$ 16,400,700	\$ (214,172)	\$ (1,140,666)	\$ 911,250	\$ -	\$ 348,767,053

* For the three months ended March 31, 2022, transfers into and out of Level 3 were the result of changes in the observability of significant inputs for certain portfolio companies.

NOTES TO CONSOLIDATED FINANCIAL STATEMENTS (CONTINUED)

(Unaudited)

Income, Gains and Losses on Level 3 assets included in Net Increase in Net Assets resulting from Operations for the period are presented in the following accounts on the Statement of Operations:

	Net Increase / (Decrease) in Net Assets Resulting from Operations	Change in Unrealized (Depreciation) in Net Assets from assets still held
Interest Income (OID Amortization)	\$ 266,482	\$ -
Net realized gain on investments before taxes	232,615	-
Net change in unrealized (depreciation) of investments before taxes	(672,023)	(2,458,156)

B. Accounting for Investments:

Investment Income

Investment transactions are accounted for on the trade date. Interest income, including the amortization of premiums and accretion of discounts on bonds held using the yield-to-maturity method, is recorded on the accrual basis to the extent that such amounts are expected to be collected. Generally, when interest and/or principal payments on a loan become past due, or if the Trust otherwise does not expect the borrower to be able to service its debt and other obligations, the Trust will place the investment on non-accrual status and will cease recognizing interest income on that investment for financial reporting purposes until all principal and interest have been brought current through payment or due to a restructuring such that the interest income is deemed to be collectible. The Trust writes off any previously accrued and uncollected interest when it is determined that interest is no longer considered collectible. As of March 31, 2022, the fair value of the Trust's non-accrual assets was \$9,588,948, or 2.6% of the total fair value of the Trust's portfolio, and the cost of the Trust's non-accrual assets was \$13,243,920, or 3.8% of the total cost of the Trust's portfolio.

Payment-in-Kind Interest

The Trust currently holds, and expects to hold in the future, some investments in its portfolio that contain Payment-in-Kind ("PIK") interest provisions. The PIK interest, computed at the contractual rate specified in each loan agreement, is added to the principal balance of the investment, rather than being paid to the Trust in cash, and is recorded as interest income. Thus, the actual collection of PIK interest may be deferred until the time of debt principal repayment. PIK interest, which is a non-cash source of income at the time of recognition, is included in the Trust's taxable income and therefore affects the amount the Trust is required to distribute to its stockholders to maintain its qualification as a

"regulated investment company" for federal income tax purposes, even though the Trust has not yet collected the cash.

Generally, when current cash interest and/or principal payments on an investment become past due, or if the Trust otherwise does not expect the borrower to be able to service its debt and other obligations, the Trust will place the investment on PIK non-accrual status and will cease recognizing PIK interest income on that investment for financial reporting purposes until all principal and interest have been brought current through payment or due to a restructuring such that the interest income is deemed to be collectible. The Trust writes off any accrued and uncollected PIK interest when it is determined that the PIK interest is no longer collectible. As of March 31, 2022, the Trust held no PIK non-accrual assets.

Realized Gain or Loss and Unrealized Appreciation or Depreciation of Portfolio Investments

Realized gains and losses on investment transactions and unrealized appreciation and depreciation of investments are reported for financial statement and Federal income tax purposes on the identified cost method.

C. Use of Estimates:

The preparation of financial statements in conformity with U.S. GAAP requires management to make estimates and assumptions that affect the reported amounts of assets and liabilities and disclosure of contingent assets and liabilities at the date of the financial statements and the reported amounts of revenues and expenses during the reporting period. Actual results could differ from those estimates and the differences could be material.

D. Federal Income Taxes:

The Trust has elected to be taxed as a "regulated investment company" under the Internal Revenue Code, and intends to maintain this qualification and to distribute substantially all of its net taxable income to its shareholders. In any year when net long-term capital gains are realized by the Trust, management, after evaluating the prevailing economic conditions, will recommend that the Trustees either designate the net realized long-term gains as undistributed and pay the Federal capital gains taxes thereon or distribute all or a portion of such net gains.

The Trust is taxed as a regulated investment company and is therefore limited as to the amount of non-qualified income that it may receive as the result of operating a trade or business, e.g. the Trust's pro rata share of income allocable to the Trust by a partnership operating company. The Trust's violation of this limitation could result in the loss of its status as a regulated investment company, thereby subjecting all of its net income and capital gains to corporate taxes prior to distribution to its shareholders. The Trust, from time-to-time, identifies investment opportunities in the securities of entities that could cause such trade or business income to be

NOTES TO CONSOLIDATED FINANCIAL STATEMENTS (CONTINUED)**(Unaudited)**

allocable to the Trust. The CI Subsidiary Trust (described in Footnote 1 above) was formed in order to allow investment in such securities without adversely affecting the Trust's status as a regulated investment company.

The CI Subsidiary Trust is not taxed as a regulated investment company. Accordingly, prior to the Trust receiving any distributions from the CI Subsidiary Trust, all of the CI Subsidiary Trust's taxable income and realized gains, including non-qualified income and realized gains, is subject to taxation at prevailing corporate tax rates. As of March 31, 2022, the CI Subsidiary Trust has incurred income tax expense of \$36,505.

Deferred tax assets and liabilities are recognized for the future tax consequences attributable to differences between the financial statement carrying amounts of the existing assets and liabilities and their respective tax basis. As of March 31, 2022, the CI Subsidiary Trust has a deferred tax liability of \$579,377.

E. Distributions to Shareholders:

The Trust records distributions to shareholders from net investment income and net realized gains, if any, on the ex-dividend date. The Trust's net investment income dividend is declared four times per year. The Trust's net realized capital gain distribution, if any, is declared in December.

3. Investment Services Contract**A. Services:**

Under an Investment Services Contract (the "Contract") with the Trust, Barings agrees to use its best efforts to present to the Trust a continuing and suitable investment program consistent with the investment objectives and policies of the Trust. Barings represents the Trust in any negotiations with issuers, investment banking firms, securities brokers or dealers and other institutions or investors relating to the Trust's investments. Under the Contract, Barings also provides administration of the day-to-day operations of the Trust and provides the Trust with office space and office equipment, accounting and bookkeeping services, and necessary executive, clerical and secretarial personnel for the performance of the foregoing services.

B. Fee:

For its services under the Contract, Barings is paid a quarterly investment advisory fee of 0.3125% of the net asset value of the Trust as of the last business day of each fiscal quarter, which is approximately equal to 1.25% annually. A majority of the Trustees, including a majority of the Trustees who are not interested persons of the Trust or of Barings, approve the valuation of the Trust's net assets as of such day.

4. Borrowings**Senior Secured Indebtedness**

MassMutual holds the Trust's \$30,000,000 Senior Fixed Rate Convertible Note (the "Note") issued by the Trust on November 15, 2017. The Note is due November 15, 2027

and accrues interest at 3.53% per annum. MassMutual, at its option, can convert the principal amount of the Note into common shares. The dollar amount of principal would be converted into an equivalent dollar amount of common shares based upon the average price of the common shares for ten business days prior to the notice of conversion. For the three months ended March 31, 2022 the Trust incurred total interest expense on the Note of \$264,750.

The Trust may redeem the Note, in whole or in part, at the principal amount proposed to be redeemed together with the accrued and unpaid interest thereon through the redemption date plus a Make Whole Premium. The Make Whole Premium equals the excess of (i) the present value of the scheduled payments of principal and interest which the Trust would have paid but for the proposed redemption, discounted at the rate of interest of U.S. Treasury obligations whose maturity approximates that of the Note plus 0.50% over (ii) the principal of the Note proposed to be redeemed.

Credit Facility

On July 22, 2021 (the "Effective Date"), MassMutual provided to the Trust, a five-year \$30,000,000 committed revolving credit facility. Borrowings under the revolving credit facility bear interest, at the rate of LIBOR plus 2.25%. The Trust will also be responsible for paying a commitment fee of 0.50% on the unused amount. For purposes of calculating the commitment fee for the period from the Effective Date to the earlier to occur of (x) the date that is 270 days after the Effective Date and (y) the first date on which the aggregate outstanding borrowings is greater than \$15,000,000, the unused amount shall be deemed to be in an amount equal to \$15,000,000. As of March 31, 2022 the Trust had \$12,000,000 of outstanding borrowings on the revolving credit facility.

5. Purchases and Sales of Investments

	For the three months ended 03/31/2022	
	Cost of Investments Acquired	Proceeds from Sales or Maturities
Corporate restricted securities	\$ 17,413,878	\$ 4,373,270
Corporate public securities	677,250	-

6. Risks**Investment Risks**

In the normal course of its business, the Trust trades various financial instruments and enters into certain investment activities with investment risks. These risks include: (i) market risk, (ii) volatility risk and (iii) credit, counterparty and liquidity risk. It is the Trust's policy to identify, measure and monitor risk through various mechanisms including risk management strategies and credit policies. These include monitoring risk guidelines and diversifying exposures across a variety of instruments, markets and counterparties. There

NOTES TO CONSOLIDATED FINANCIAL STATEMENTS (CONTINUED)

(Unaudited)

can be no assurance that the Trust will be able to implement its credit guidelines or that its risk monitoring strategies will be successful.

Impacts of COVID-19

The pandemic related to the global spread of novel coronavirus disease (COVID-19), which was first detected in December 2019, has resulted in significant disruptions to global business activity and the global economy, as well as the economies of individual countries, the financial performance of individual companies and sectors, and the securities and commodities markets in general. This pandemic, the full effects of which are still unknown, has resulted in substantial market volatility and may continue to adversely impact the prices and liquidity of the Trust's investments and the Trust's performance.

LIBOR

The United Kingdom's Financial Conduct Authority ("FCA"), which regulates LIBOR, announced a desire to phase out the use of LIBOR by the end of 2021. LIBOR has historically been a common benchmark interest rate index used to make adjustments to variable-rate loans. It is used throughout global banking and financial industries to determine interest rates for a variety of financial instruments and borrowing arrangements. The transition process might lead to increased volatility and illiquidity in markets that currently rely on LIBOR to determine interest rates. It could also lead to a reduction in the value of some LIBOR-based investments held by a fund and reduce the effectiveness of new hedges placed against existing LIBOR-based investments. While some LIBOR-based instruments contemplate a scenario where LIBOR is no longer available by providing for an alternative rate-setting methodology, not all have such provisions and there may be significant uncertainty regarding the effectiveness of any such alternative methodologies.

7. Commitments and Contingencies

During the normal course of business, the Trust may enter into contracts and agreements that contain a variety of representations and warranties. The exposure, if any, to the Trust under these arrangements is unknown as this would involve future claims that may or may not be made against the Trust and which have not yet occurred. The Trust has no history of prior claims related to such contracts and agreements.

At March 31, 2022, the Trust had the following unfunded commitments:

Delayed Draw Term Loans:

<u>Investment</u>	<u>Unfunded Amount</u>	<u>Unfunded Value</u>
Amtech Software	\$ 727,273	\$ 728,283
Best Lawyers	448,718	449,213
Command Alkon	812,200	813,088
Dart Buyer, Inc.	273,000	285,046
Dwyer Instruments, Inc.	263,158	263,766
Electric Power Systems International Inc.	237,040	237,898
eShipping	594,564	595,374
FragilePAK	1,093,750	1,059,436
Heartland Veterinary Partners	230,000	230,638
IGL Holdings III Corp.	370,763	370,456
Kano Laboratories LLC	1,150,988	1,149,779
National Auto Care	712,418	712,348
Navia Benefit Solutions Inc.	1,103,200	1,107,872
Pearl Holding Group	276,316	274,495
Portfolio Group	1,008,000	1,000,487
ROI Solutions, LLC	1,242,823	1,260,220
Scaled Agile, Inc.	582,664	587,424
SEKO Worldwide, LLC	456,768	465,268
Smartling, Inc.	411,765	412,349
Standard Elevator Systems	1,121,186	1,122,817
Stratus Unlimited	344,212	346,197
Syntax Systems Ltd	386,615	386,381
Tencarva Machinery Company	485,968	486,368
The Caprock Group	731,294	735,286
Truck-Lite Co., LLC	583,165	584,778
Ziyad	575,973	575,705
	<u>\$ 16,223,822</u>	<u>\$ 16,240,974</u>

NOTES TO CONSOLIDATED FINANCIAL STATEMENTS (CONTINUED)**(Unaudited)**

Revolvers:

<u>Investment</u>	<u>Unfunded Amount</u>	<u>Unfunded Value</u>
Amtech Software	\$ 181,818	\$ 182,071
Best Lawyers	224,359	224,606
BrightSign	279,241	277,077
CAi Software	471,493	472,033
Cash Flow Management	149,254	149,383
Cogency Global	121,223	121,152
Decks Direct	203,636	204,173
EFI Productivity Software	146,023	146,144
eShipping	192,242	192,715
Jones Fish	329,114	329,015
LeadsOnline	455,531	455,334
Marshall Excelsior Co.	104,385	104,337
Narda-MITEQ	424,977	425,249
National Auto Care	196,078	196,061
Office Ally	266,249	266,533
Polara	218,094	214,367
ProfitOptics	387,097	387,036
Scaled Agile, Inc.	470,149	473,220
Smartling, Inc.	205,882	206,174
Standard Elevator Systems	236,102	236,431
Syntax Systems Ltd	89,524	89,353
Tank Holding	43,636	44,145
Tencarva Machinery Company	619,093	619,754
The Caprock Group	215,035	215,696
Woodland Foods, Inc.	316,193	316,650
Ziyad	359,983	359,816
	<u>\$ 6,906,413</u>	<u>\$ 6,908,526</u>
Total Unfunded Commitments	<u>\$ 23,130,235</u>	<u>\$ 23,149,500</u>

As of March 31, 2022, unfunded commitments had unrealized appreciation of \$19,265 or 0.01% of net assets.

8. Quarterly Results of Investment Operations (unaudited)

	March 31, 2022	
	<u>Amount</u>	<u>Per Share</u>
Investment income	\$ 6,017,736	
Net investment income (net of taxes)	4,321,111	\$ 0.21
Net realized and unrealized loss on investments (net of taxes)	(1,105,288)	(0.05)

THIS PRIVACY NOTICE IS BEING PROVIDED ON BEHALF OF BARINGS LLC AND ITS AFFILIATES: BARINGS SECURITIES LLC; BARINGS AUSTRALIA PTY LTD; BARINGS JAPAN LIMITED; BARINGS INVESTMENT ADVISERS (HONG KONG) LIMITED; BARINGS FUNDS TRUST; BARINGS GLOBAL SHORT DURATION HIGH YIELD FUND; BARINGS BDC, INC.; BARINGS CORPORATE INVESTORS AND BARINGS PARTICIPATION INVESTORS (TOGETHER, FOR PURPOSES OF THIS PRIVACY NOTICE, “BARINGS”).

When you use Barings you entrust us not only with your hard-earned assets but also with your personal and financial data. We consider your data to be private and confidential, and protecting its confidentiality is important to us. Our policies and procedures regarding your personal information are summarized below.

We may collect non-public personal information about you from:

- Applications or other forms, interviews, or by other means;
- Consumer or other reporting agencies, government agencies, employers or others;
- Your transactions with us, our affiliates, or others; and
- Our Internet website.

We may share the financial information we collect with our financial service affiliates, such as insurance companies, investment companies and securities broker-dealers. Additionally, so that we may continue to offer you products and services that best meet your investment needs and to effect transactions that you request or authorize, we may disclose the information we collect, as described above, to companies that perform administrative or marketing services on our behalf, such as transfer agents, custodian banks, service providers or printers and mailers that assist us in the distribution of investor materials or that provide operational support to Barings. These companies are required to protect this information and will use this information only for the services for which we hire them, and are not permitted to use or share this information for any other purpose. Some of these companies may perform such services in jurisdictions other than the United States. We may share some or all of the information we collect with other financial institutions with whom we jointly market products. This may be done only if it is permitted by the state in which you live. Some disclosures may be limited to your name, contact and transaction information with us or our affiliates.

Any disclosures will be only to the extent permitted by federal and state law. Certain disclosures may require us to get an “opt-in” or “opt-out” from you. If this is required, we will do so before information is shared. Otherwise, we do not share any personal information about our customers or former customers unless authorized by the customer or as permitted by law.

We restrict access to personal information about you to those employees who need to know that information to provide products and services to you. We maintain physical, electronic and procedural safeguards that comply with legal standards to guard your personal information. As an added measure, we do not include personal or account information in non-secure e-mails that we send you via the Internet without your prior consent. We advise you not to send such information to us in non-secure e-mails.

This joint notice describes the privacy policies of Barings, the Funds and Barings Securities LLC. It applies to all Barings and the Funds accounts you presently have, or may open in the future, using your social security number or federal taxpayer identification number - whether or not you remain a shareholder of our Funds or as an advisory client of Barings. As mandated by rules issued by the Securities and Exchange Commission, we will be sending you this notice annually, as long as you own shares in the Funds or have an account with Barings.

Barings Securities LLC is a member of the Financial Industry Regulatory Authority (FINRA) and the Securities Investor Protection Corporation (SIPC). Investors may obtain information about SIPC including the SIPC brochure by contacting SIPC online at www.sipc.org or calling (202)-371-8300. Investors may obtain information about FINRA including the FINRA Investor Brochure by contacting FINRA online at www.finra.org or by calling (800) 289-9999.

April 2019

Members of the Board of Trustees

Clifford M. Noreen
Chairman

Michael H. Brown*

Barbara M. Ginader*

Edward P. Grace III*

Eric J. Lloyd

Susan B. Sweeney*

Maleyne M. Syracuse*

*Member of the Audit Committee

Officers

Christina Emery
President

Jonathan Bock
Chief Financial Officer

Jill Dinerman
Chief Legal Officer

Michael Cowart
Chief Compliance Officer

Elizabeth Murray
Principal Accounting Officer

Christopher D. Hanscom
Treasurer

Ashlee Steinnerd
Secretary

Alexandra Pacini
Assistant Secretary

Sean Feeley
Vice President

Jonathan Landsberg
Vice President

DIVIDEND REINVESTMENT AND SHARE PURCHASE PLAN

Barings Corporate Investors (the "Trust") offers a Dividend Reinvestment and Share Purchase Plan (the "Plan"). The Plan provides a simple way for shareholders to add to their holdings in the Trust through the receipt of dividend shares issued by the Trust or through the investment of cash dividends in Trust shares purchased in the open market. A shareholder may join the Plan by filling out and mailing an authorization card to DST Systems, Inc., the Transfer Agent.

Participating shareholders will continue to participate until they notify the Transfer Agent, in writing, of their desire to terminate participation. Unless a shareholder elects to participate in the Plan, he or she will, in effect, have elected to receive dividends and distributions in cash. Participating shareholders may also make additional contributions to the Plan from their own funds. Such contributions may be made by personal check or other means in an amount not less than \$10 nor more than \$5,000 per quarter. Cash contributions must be received by the Transfer Agent at least five days (but no more than 30 days) before the payment date of a dividend or distribution.

Whenever the Trust declares a dividend payable in cash or shares, the Transfer Agent, acting on behalf of each participating shareholder, will take the dividend in shares only if the net asset value is lower than the market price plus an estimated brokerage commission as of the close of business on the valuation day. The valuation day is the last day preceding the day of dividend payment.

When the dividend is to be taken in shares, the number of shares to be received is determined by dividing the cash dividend by the net asset value as of the close of business on the valuation date or, if greater than net asset value, 95% of the closing share price. If the net asset value of the shares is higher than the market value plus an estimated commission, the Transfer Agent, consistent with obtaining the best price and execution, will buy shares on the open market at current prices promptly after the dividend payment date.

The reinvestment of dividends does not, in any way, relieve participating shareholders of any federal, state or local tax. For federal income tax purposes, the amount reportable in respect of a dividend received in newly-issued shares of the Trust will be the fair market value of the shares received, which will be reportable as ordinary income and/or capital gains.

As compensation for its services, the Transfer Agent receives a fee of 5% of any dividend and cash contribution (in no event in excess of \$2.50 per distribution per shareholder.)

Any questions regarding the Plan should be addressed to DST Systems, Inc., Transfer Agent for Barings Corporate Investors' Dividend Reinvestment and Share Purchase Plan, P.O. Box 219086, Kansas City, MO 64121-9086.



Barings
Corporate Investors